

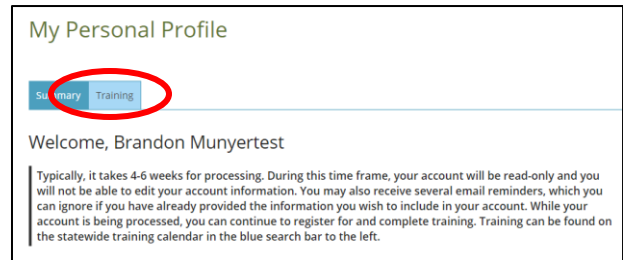



## Enter/Exit your interactive classroom

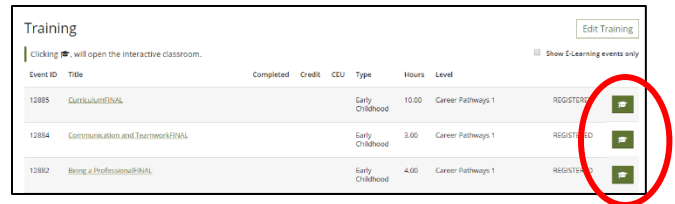
1. Go to [www.ndgrowingfutures.org](http://www.ndgrowingfutures.org) and log in to your Growing Futures Registry account.



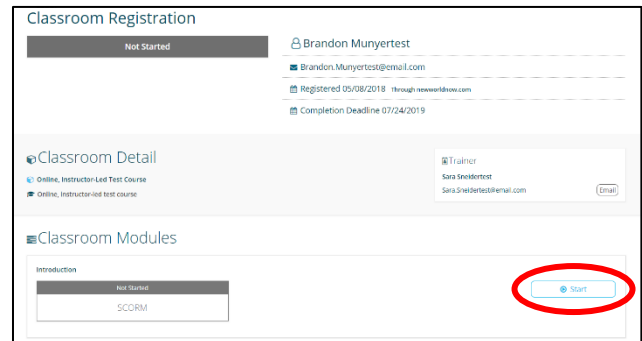
2. Click the **Training** tab at the top of the screen.




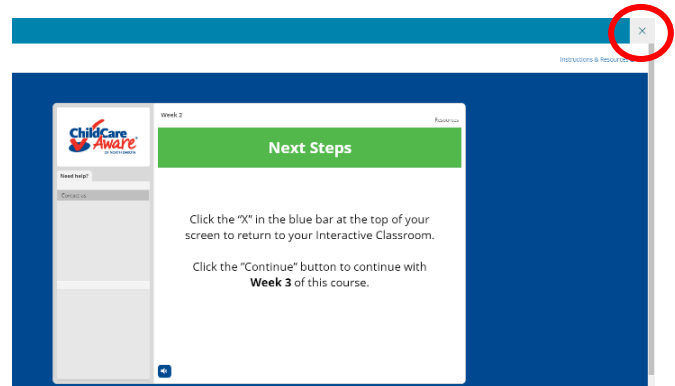
3. Click the  for the online, instructor-led course you want to begin.



4. Click **Start** to begin the *Introduction* module.




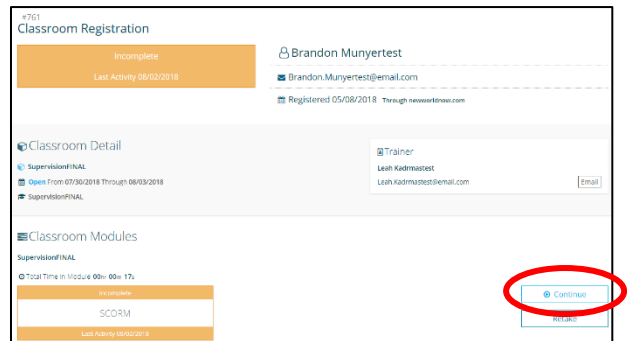
5. Once you begin a course, you may stop at any time by clicking the  in the blue bar at the top of the screen.




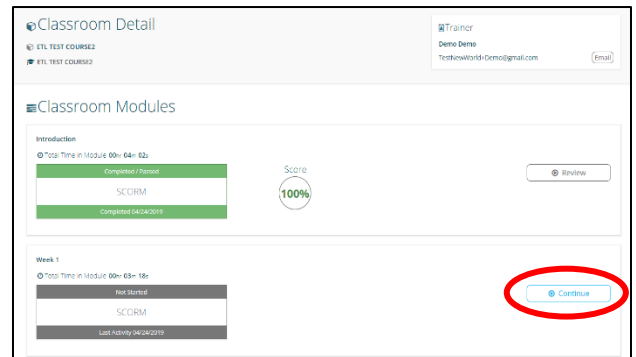



## Enter/Exit your interactive classroom

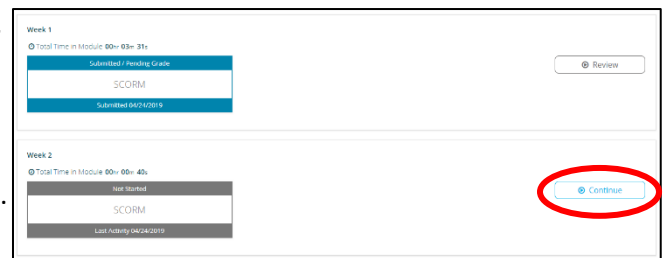
6. When you want to continue with the course, click  and you can choose to resume where you left off or start over from the beginning.



7. After you complete the *Introduction* module, you will be able to continue with *Week 1*. Click  to begin the *Week 1* module.



8. After you complete all of the *Week 1* activities, that module will go into a “Submitted/Pending” status. The instructor will review your work within 48 hours of being submitted. You may receive feedback from the instructor via the *Notes* section of your Interactive Classroom. You can access *Week 2* any time after you submit *Week 1*. Click  to begin the next module.



9. Your Interactive Classroom status will be “Pending Grade” until the instructor has reviewed and scored your course work. Upon successful completion of all course requirements, credit will be awarded to your Growing Futures Learning Record. You will receive an email when your score has been finalized. You may receive feedback from the instructor via the *Notes* section of your Interactive Classroom. All coursework is due by due dates specified in the syllabus.

