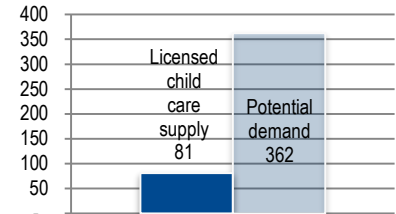


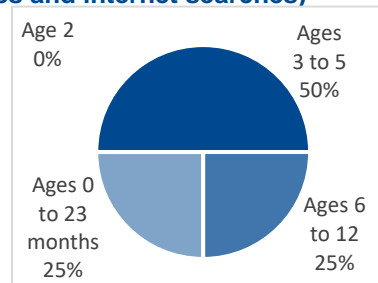
Children Potentially Needing Child Care

	0-2 yrs	3 yrs	4-5 yrs	6-12 yrs	Total
Children in County by Age ¹	115	45	73	286	519
% of Children Ages 0 to 5 with All Parents in the Labor Force ¹					60.4%
% of Children Ages 6 to 13 with All Parents in the Labor Force ¹					77.5%
Children Ages 0 to 5 potentially needing child care due to parents in workforce					141
Children Ages 6 to 12 potentially needing child care due to parents in workforce					222
Capacity of state-licensed child care programs (family, group, center, school-age ³)					81
Current Child Care Assistance Program Recipients Age 0-13 ¹					14
Percent to which supply meets potential demand					22%



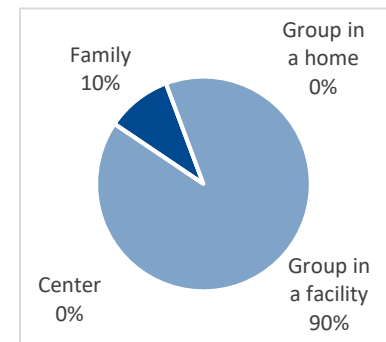
Referral Requests (July 2017 to June 2018, includes Child Care Aware® phone inquiries and internet searches)

Total children needing care as requested through Child Care Aware®	4
Ages 0 to 23 months	1
Age 2	-
Ages 3 to 5	2
Ages 6 to 12	1
Total children needing care before 7:00 a.m.	-
Total children needing care beyond 6:00 p.m.	-
Total children needing care Saturdays or Sundays	-



State-Licensed Early Childhood Program Type and Capacity² (2018)

	Family	Group in a home	Group in a facility	Center	Total
Number of Programs	1	0	3	0	4
Licensed Capacity	8	0	73	0	81
Reported Vacancies ⁴	6	0	0	0	6
Providers/Capacity Added	1/8	0/0	0/0	0/0	1/8
Providers/Capacity Lost	0/0	1/10	0/0	0/0	1/10
Programs open before 7:00 a.m.	1	0	2	0	3
Programs open after 6:00 p.m.	0	0	0	0	0
Programs open on Weekends	0	0	0	0	0
Reported Size of Workforce	2	0	13	0	15



State-licensed school-age programs³ 0 with a licensed capacity of 0

Annual Cost of State-Licensed Child Care²

Age of Child	Home-based Programs ⁵		Centers and Group Facilities ⁵	
	Average	Highest Rate	Average	Highest Rate
Ages 0 to 17 months	\$6,500	\$9,360	\$7,501	\$9,620
18 to 35 months	\$6,354	\$9,360	\$7,170	\$9,620
Ages 3 to 5	\$6,330	\$9,360	\$6,919	\$9,100

Ages 6 to 12 (Annual costs for school-age children vary greatly based on hours needed.)

www.ndchildcare.org

¹ 2018 ND Kids Count Fact Book

² Child Care Aware® of North Dakota NACCRRAware Database (surveyed between January and June 2018)

³ School-age care numbers reflect programs licensed exclusively as before and after school programs under Early Childhood Services rules. Not all school-age programs are required to be licensed. In addition, many school-age children are enrolled in family/group programs and child care centers.

⁴ Vacancies change daily and may not match the location or program characteristics desired by families needing care. A 10% vacancy rate allows families some choice among programs.

⁵ Due to the limited number of programs, rates reflect a regional average