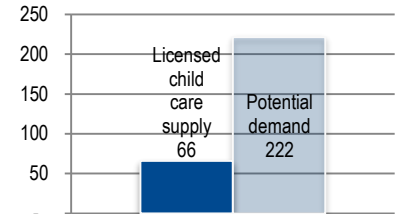


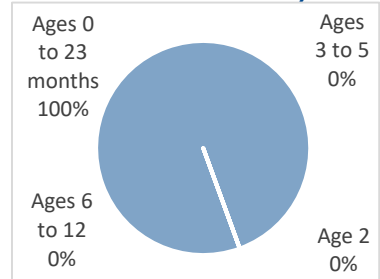
### Children Potentially Needing Child Care

	0-2 yrs	3 yrs	4-5 yrs	6-12 yrs	Total
Children in County by Age <sup>1</sup>	74	26	38	153	291
% of Children Ages 0 to 5 with All Parents in the Labor Force <sup>1</sup>					80.4%
% of Children Ages 6 to 13 with All Parents in the Labor Force <sup>1</sup>					72.3%
Children Ages 0 to 5 potentially needing child care due to parents in workforce					111
Children Ages 6 to 12 potentially needing child care due to parents in workforce					111
Capacity of state-licensed child care programs (family, group, center, school-age <sup>3</sup> )					66
Current Child Care Assistance Program Recipients Age 0-13 <sup>1</sup>					8
Percent to which supply meets potential demand					30%



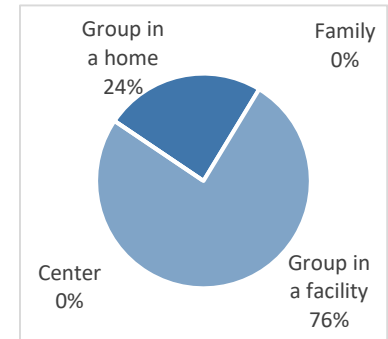
### Referral Requests (July 2017 to June 2018, includes Child Care Aware® phone inquiries and internet searches)

Total children needing care as requested through Child Care Aware®	1
Ages 0 to 23 months	1
Age 2	-
Ages 3 to 5	-
Ages 6 to 12	-
Total children needing care before 7:00 a.m.	-
Total children needing care beyond 6:00 p.m.	-
Total children needing care Saturdays or Sundays	-



### State-Licensed Early Childhood Program Type and Capacity<sup>2</sup> (2018)

	Family	Group in a home	Group in a facility	Center	Total
Number of Programs	0	1	2	0	3
Licensed Capacity	0	16	50	0	66
Reported Vacancies <sup>4</sup>	0	0	8	0	8
Providers/Capacity Added	0/0	0/0	0/0	0/0	0/0
Providers/Capacity Lost	0/0	0/0	0/0	0/0	0/0
Programs open before 7:00 a.m.	0	0	0	0	0
Programs open after 6:00 p.m.	0	0	0	0	0
Programs open on Weekends	0	0	0	0	0
Reported Size of Workforce	0	4	15	0	19
State-licensed school-age programs <sup>3</sup>	0		with a licensed capacity of		0



### Annual Cost of State-Licensed Child Care<sup>2</sup>

Age of Child	Home-based Programs <sup>5</sup>		Centers and Group Facilities <sup>5</sup>	
	Average	Highest Rate	Average	Highest Rate
Ages 0 to 17 months	\$6,852	\$9,360	\$7,501	\$9,620
18 to 35 months	\$6,589	\$7,800	\$7,170	\$9,620
Ages 3 to 5	\$6,494	\$7,800	\$6,919	\$9,100

Ages 6 to 12 (Annual costs for school-age children vary greatly based on hours needed.)

[www.ndchildcare.org](http://www.ndchildcare.org)

<sup>1</sup> 2018 ND Kids Count Fact Book

<sup>2</sup> Child Care Aware® of North Dakota NACCRRAware Database (surveyed between January and June 2018)

<sup>3</sup> School-age care numbers reflect programs licensed exclusively as before and after school programs under Early Childhood Services rules. Not all school-age programs are required to be licensed. In addition, many school-age children are enrolled in family/group programs and child care centers.

<sup>4</sup> Vacancies change daily and may not match the location or program characteristics desired by families needing care. A 10% vacancy rate allows families some choice among programs.

<sup>5</sup> Due to the limited number of programs, rates reflect a regional average