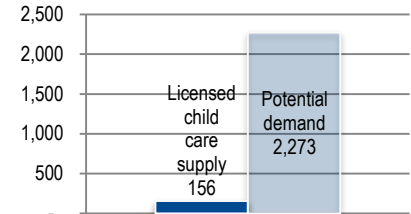


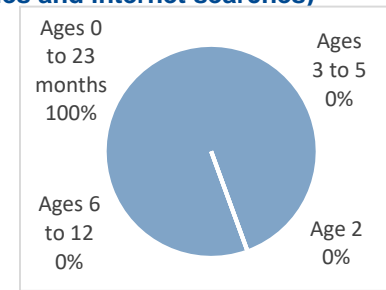
#### Children Potentially Needing Child Care

	<u>0-2 yrs</u>	<u>3 yrs</u>	<u>4-5 yrs</u>	<u>6-12 yrs</u>	<u>Total</u>
Children in County by Age <sup>1</sup>	840	303	593	2,108	3,844
% of Children Ages 0 to 5 with All Parents in the Labor Force <sup>1</sup>					49.8%
% of Children Ages 6 to 13 with All Parents in the Labor Force <sup>1</sup>					66.8%
Children Ages 0 to 5 potentially needing child care due to parents in workforce					865
Children Ages 6 to 12 potentially needing child care due to parents in workforce					1,408
Capacity of state-licensed child care programs (family, group, center, school-age <sup>3</sup> )					156
Current Child Care Assistance Program Recipients Age 0-13 <sup>1</sup>					369
Percent to which supply meets potential demand					7%



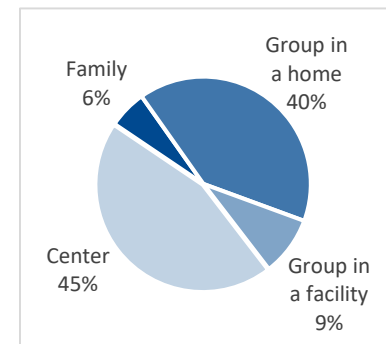
#### Referral Requests (July 2017 to June 2018, includes Child Care Aware® phone inquiries and internet searches)

Total children needing care as requested through Child Care Aware®	2
Ages 0 to 23 months	2
Age 2	-
Ages 3 to 5	-
Ages 6 to 12	-
Total children needing care before 7:00 a.m.	-
Total children needing care beyond 6:00 p.m.	-
Total children needing care Saturdays or Sundays	-



#### State-Licensed Early Childhood Program Type and Capacity<sup>2</sup> (2018)

	<u>Family</u>	<u>Group in a home</u>	<u>Group in a facility</u>	<u>Center</u>	<u>Total</u>
Number of Programs	1	4	1	1	7
Licensed Capacity	9	63	14	70	156
Reported Vacancies <sup>4</sup>	0	0	10	5	15
Providers/Capacity Added	0/0	0/0	0/0	0/0	0/0
Providers/Capacity Lost	0/0	0/0	0/0	0/0	0/0
Programs open before 7:00 a.m.	0	1	1	1	3
Programs open after 6:00 p.m.	0	1	1	0	2
Programs open on Weekends	0	0	0	0	0
Reported Size of Workforce	4	7	7	17	35
State-licensed school-age programs <sup>3</sup>	0		with a licensed capacity of		0



#### Annual Cost of State-Licensed Child Care<sup>2</sup>

<u>Age of Child</u>	<u>Home-based Programs</u>		<u>Centers and Group Facilities<sup>5</sup></u>	
	<u>Average</u>	<u>Highest Rate</u>	<u>Average</u>	<u>Highest Rate</u>
Ages 0 to 17 months	\$6,329	\$7,206	\$7,501	\$9,620
18 to 35 months	\$6,038	\$7,206	\$7,170	\$9,620
Ages 3 to 5	\$6,017	\$7,206	\$6,919	\$9,100

Ages 6 to 12 (Annual costs for school-age children vary greatly based on hours needed.)

[www.ndchildcare.org](http://www.ndchildcare.org)

<sup>1</sup> 2018 ND Kids Count Fact Book

<sup>2</sup> Child Care Aware® of North Dakota NACCRRAware Database (surveyed between January and June 2018)

<sup>3</sup> School-age care numbers reflect programs licensed exclusively as before and after school programs under Early Childhood Services rules. Not all school-age programs are required to be licensed. In addition, many school-age children are enrolled in family/group programs and child care centers.

<sup>4</sup> Vacancies change daily and may not match the location or program characteristics desired by families needing care. A 10% vacancy rate allows families some choice among programs.

<sup>5</sup> Due to the limited number of programs, rates reflect a regional average