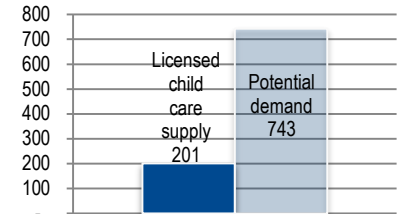


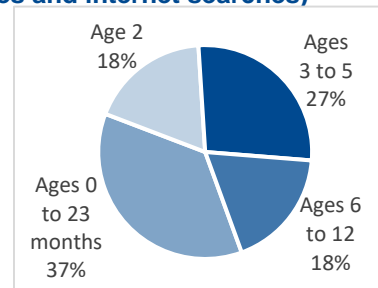
### Children Potentially Needing Child Care

	<u>0-2 yrs</u>	<u>3 yrs</u>	<u>4-5 yrs</u>	<u>6-12 yrs</u>	<u>Total</u>
Children in County by Age <sup>1</sup>	202	93	145	606	1,046
% of Children Ages 0 to 5 with All Parents in the Labor Force <sup>1</sup>					67.9%
% of Children Ages 6 to 13 with All Parents in the Labor Force <sup>1</sup>					73.3%
Children Ages 0 to 5 potentially needing child care due to parents in workforce					299
Children Ages 6 to 12 potentially needing child care due to parents in workforce					444
Capacity of state-licensed child care programs (family, group, center, school-age <sup>3</sup> )					201
Current Child Care Assistance Program Recipients Age 0-13 <sup>1</sup>					20
Percent to which supply meets potential demand					27%



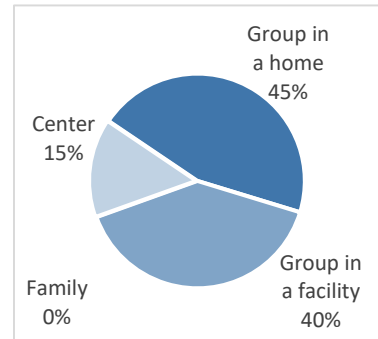
### Referral Requests (July 2017 to June 2018, includes Child Care Aware® phone inquiries and internet searches)

Total children needing care as requested through Child Care Aware®	11
Ages 0 to 23 months	4
Age 2	2
Ages 3 to 5	3
Ages 6 to 12	2
Total children needing care before 7:00 a.m.	-
Total children needing care beyond 6:00 p.m.	-
Total children needing care Saturdays or Sundays	-



### State-Licensed Early Childhood Program Type and Capacity<sup>2</sup> (2018)

	<u>Family</u>	<u>Group in a home</u>	<u>Group in a facility</u>	<u>Center</u>	<u>Total</u>
Number of Programs	0	5	3	1	9
Licensed Capacity	0	91	80	30	201
Reported Vacancies <sup>4</sup>	0	0	4	0	4
Providers/Capacity Added	0/0	0/0	1/20	1/30	2/50
Providers/Capacity Lost	0/0	0/0	1/30	0/0	1/30
Programs open before 7:00 a.m.	0	2	0	0	2
Programs open after 6:00 p.m.	0	0	0	0	0
Programs open on Weekends	0	0	0	0	0
Reported Size of Workforce	0	7	12	3	22
State-licensed school-age programs <sup>3</sup>	0		with a licensed capacity of		0



### Annual Cost of State-Licensed Child Care<sup>2</sup>

<u>Age of Child</u>	<u>Home-based Programs</u>		<u>Centers and Group Facilities</u>	
	<u>Average</u>	<u>Highest Rate</u>	<u>Average</u>	<u>Highest Rate</u>
Ages 0 to 17 months	\$6,547	\$8,034	\$6,695	\$6,760
18 to 35 months	\$6,547	\$8,034	\$6,435	\$6,629
Ages 3 to 5	\$6,279	\$7,540	\$5,642	\$6,240

Ages 6 to 12 (Annual costs for school-age children vary greatly based on hours needed.)

[www.ndchildcare.org](http://www.ndchildcare.org)

<sup>1</sup> 2018 ND Kids Count Fact Book

<sup>2</sup> Child Care Aware® of North Dakota NACCRRAware Database (surveyed between January and June 2018)

<sup>3</sup> School-age care numbers reflect programs licensed exclusively as before and after school programs under Early Childhood Services rules. Not all school-age programs are required to be licensed. In addition, many school-age children are enrolled in family/group programs and child care centers.

<sup>4</sup> Vacancies change daily and may not match the location or program characteristics desired by families needing care. A 10% vacancy rate allows families some choice among programs.