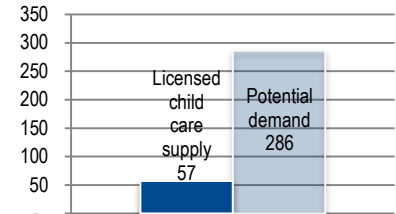


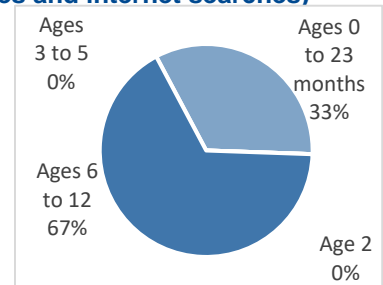
Children Potentially Needing Child Care

	0-2 yrs	3 yrs	4-5 yrs	6-12 yrs	Total
Children in County by Age ¹	96	29	67	183	375
% of Children Ages 0 to 5 with All Parents in the Labor Force ¹					69.0%
% of Children Ages 6 to 13 with All Parents in the Labor Force ¹					84.1%
Children Ages 0 to 5 potentially needing child care due to parents in workforce					132
Children Ages 6 to 12 potentially needing child care due to parents in workforce					154
Capacity of state-licensed child care programs (family, group, center, school-age ³)					57
Current Child Care Assistance Program Recipients Age 0-13 ¹					9
Percent to which supply meets potential demand					20%



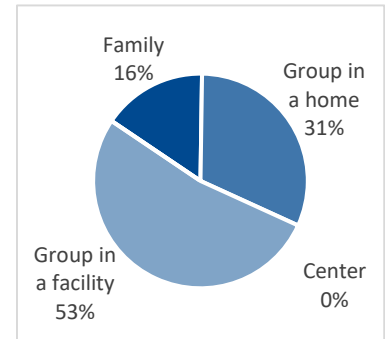
Referral Requests (July 2017 to June 2018, includes Child Care Aware® phone inquiries and internet searches)

Total children needing care as requested through Child Care Aware®	3
Ages 0 to 23 months	1
Age 2	-
Ages 3 to 5	-
Ages 6 to 12	2
Total children needing care before 7:00 a.m.	-
Total children needing care beyond 6:00 p.m.	-
Total children needing care Saturdays or Sundays	-



State-Licensed Early Childhood Program Type and Capacity² (2018)

	Family	Group in a home	Group in a facility	Center	Total
Number of Programs	1	1	1	0	3
Licensed Capacity	9	18	30	0	57
Reported Vacancies ⁴	0	0	0	0	0
Providers/Capacity Added	1/9	0/0	0/0	0/0	1/9
Providers/Capacity Lost	0/0	0/0	0/0	0/0	0/0
Programs open before 7:00 a.m.	0	1	0	0	1
Programs open after 6:00 p.m.	0	0	0	0	0
Programs open on Weekends	0	0	0	0	0
Reported Size of Workforce	1	10	9	0	20
State-licensed school-age programs ³	0		with a licensed capacity of		0



Annual Cost of State-Licensed Child Care²

Age of Child	Home-based Programs ⁵		Centers and Group Facilities ⁵	
	Average	Highest Rate	Average	Highest Rate
Ages 0 to 17 months	\$7,101	\$9,620	\$7,979	\$10,400
18 to 35 months	\$7,101	\$9,620	\$7,685	\$10,400
Ages 3 to 5	\$7,077	\$9,620	\$7,460	\$10,400

Ages 6 to 12 (Annual costs for school-age children vary greatly based on hours needed.)

www.ndchildcare.org

¹ 2018 ND Kids Count Fact Book

² Child Care Aware® of North Dakota NACCRRAware Database (surveyed between January and June 2018)

³ School-age care numbers reflect programs licensed exclusively as before and after school programs under Early Childhood Services rules. Not all school-age programs are required to be licensed. In addition, many school-age children are enrolled in family/group programs and child care centers.

⁴ Vacancies change daily and may not match the location or program characteristics desired by families needing care. A 10% vacancy rate allows families some choice among programs.

⁵ Due to the limited number of programs, rates reflect a regional average