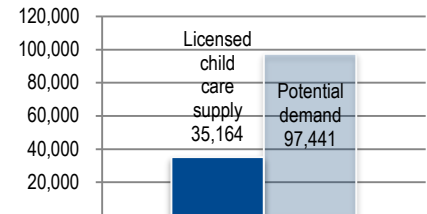


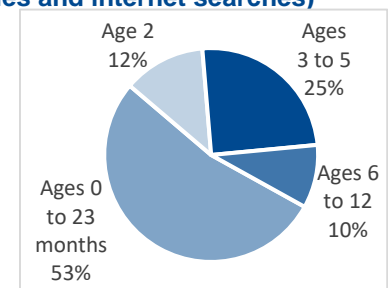
### Children Potentially Needing Child Care

	<u>0-2 yrs</u>	<u>3 yrs</u>	<u>4-5 yrs</u>	<u>6-12 yrs</u>	<u>Total</u>
Children in State by Age <sup>1</sup>	32,590	10,496	20,042	67,273	130,401
% of Children Ages 0 to 5 with All Parents in the Labor Force <sup>1</sup>					70.9%
% of Children Ages 6 to 13 with All Parents in the Labor Force <sup>1</sup>					78.3%
Children Ages 0 to 5 potentially needing child care due to parents in workforce					44,777
Children Ages 6 to 12 potentially needing child care due to parents in workforce					52,663
Capacity of state-licensed child care programs (family, group, center, school-age <sup>3</sup> )					35,164
Current Child Care Assistance Program Recipients Age 0-13 <sup>1</sup>					6,610
Percent to which supply meets potential demand					36%



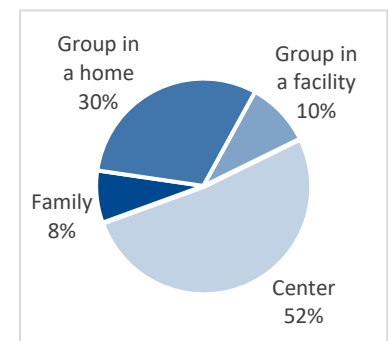
### Referral Requests (July 2016 to June 2017, includes Child Care Aware® phone inquiries and internet searches)

Total children needing care as requested through Child Care Aware®	3,365
Ages 0 to 23 months	1,789
Age 2	419
Ages 3 to 5	835
Ages 6 to 12	322
Total children needing care before 7:00 a.m.	68
Total children needing care beyond 6:00 p.m.	31
Total children needing care Saturdays or Sundays	30



### State-Licensed Early Childhood Program Type and Capacity<sup>2</sup> (2017)

	<u>Family</u>	<u>Group in a home</u>	<u>Group in a facility</u>	<u>Center</u>	<u>Total</u>
Number of Programs	283	690	129	183	1,285
Licensed Capacity	2,504	9,770	3,105	16,459	31,838
Reported Vacancies <sup>4</sup>	167	520	222	1,038	1,947
Providers/Capacity Added	89/782	49/664	21/489	16/1275	175/3210
Providers/Capacity Lost	112/986	104/1420	18/390	9/545	243/3341
Programs open before 7:00 a.m.	55	158	41	83	337
Programs open after 6:00 p.m.	12	26	7	15	60
Programs open on Weekends	9	12	1	5	27
Reported Size of Workforce	323	1,058	540	3,318	5,239
State-licensed school-age programs <sup>3</sup>		45	with a licensed capacity of		3,326



### Annual Cost of State-Licensed Child Care<sup>2</sup>

<u>Age of Child</u>	<u>Home-based Programs</u>		<u>Centers and Group Facilities</u>	
	<u>Average</u>	<u>Highest Rate</u>	<u>Average</u>	<u>Highest Rate</u>
Ages 0 to 17 months	\$7,376	\$11,700	\$8,935	\$15,210
18 to 35 months	\$7,210	\$11,700	\$8,566	\$14,040
Ages 3 to 5	\$7,090	\$11,700	\$8,091	\$14,040
Ages 6 to 12 (Annual costs for school-age children vary greatly based on hours needed.)				

[www.ndchildcare.org](http://www.ndchildcare.org)

<sup>1</sup> 2017 ND Kids Count Fact Book

<sup>2</sup> Child Care Aware® of North Dakota NACCRRAware Database (surveyed between January and June 2017)

<sup>3</sup> School-age care numbers reflect programs licensed exclusively as before and after school programs under Early Childhood Services rules. Not all school-age programs are required to be licensed. In addition, many school-age children are enrolled in family/group programs and child care centers.

<sup>4</sup> Vacancies change daily and may not match the location or program characteristics desired by families needing care. A 10% vacancy rate allows families some choice among programs.