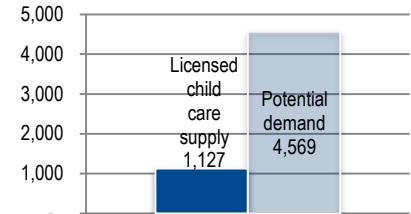


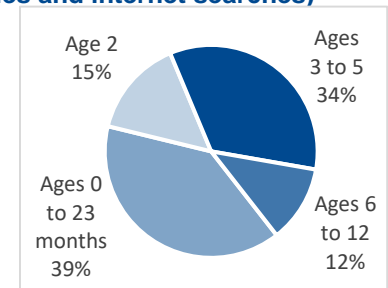
Children Potentially Needing Child Care

	0-2 yrs	3 yrs	4-5 yrs	6-12 yrs	Total
Children in County by Age ¹	1,411	455	815	2,678	5,359
% of Children Ages 0 to 5 with All Parents in the Labor Force ¹					84.8%
% of Children Ages 6 to 13 with All Parents in the Labor Force ¹					85.7%
Children Ages 0 to 5 potentially needing child care due to parents in workforce					2,274
Children Ages 6 to 12 potentially needing child care due to parents in workforce					2,295
Capacity of state-licensed child care programs (family, group, center, school-age ³)					1,127
Current Child Care Assistance Program Recipients Age 0-13 ¹					152
Percent to which supply meets potential demand					25%



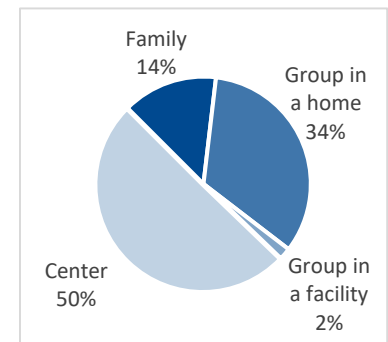
Referral Requests (July 2017 to June 2018, includes Child Care Aware® phone inquiries and internet searches)

Total children needing care as requested through Child Care Aware®	94
Ages 0 to 23 months	37
Age 2	14
Ages 3 to 5	32
Ages 6 to 12	11
Total children needing care before 7:00 a.m.	-
Total children needing care beyond 6:00 p.m.	-
Total children needing care Saturdays or Sundays	-



State-Licensed Early Childhood Program Type and Capacity² (2018)

	Family	Group in a home	Group in a facility	Center	Total
Number of Programs	18	31	1	8	58
Licensed Capacity	162	378	20	567	1,127
Reported Vacancies ⁴	10	14	0	40	64
Providers/Capacity Added	4/36	2/24	0/0	2/100	8/160
Providers/Capacity Lost	1/9	4/48	1/16	0/0	6/73
Programs open before 7:00 a.m.	1	4	0	3	8
Programs open after 6:00 p.m.	2	0	0	0	2
Programs open on Weekends	0	0	0	0	0
Reported Size of Workforce	23	39	2	91	155
State-licensed school-age programs ³		0	with a licensed capacity of		0



Annual Cost of State-Licensed Child Care²

Age of Child	Home-based Programs		Centers and Group Facilities	
	Average	Highest Rate	Average	Highest Rate
Ages 0 to 17 months	\$7,295	\$9,360	\$9,171	\$10,400
18 to 35 months	\$7,142	\$9,100	\$8,735	\$10,140
Ages 3 to 5	\$7,071	\$9,100	\$8,677	\$9,880

Ages 6 to 12 (Annual costs for school-age children vary greatly based on hours needed.)

www.ndchildcare.org

¹ 2018 ND Kids Count Fact Book

² Child Care Aware® of North Dakota NACCRRAware Database (surveyed between January and June 2018)

³ School-age care numbers reflect programs licensed exclusively as before and after school programs under Early Childhood Services rules. Not all school-age programs are required to be licensed. In addition, many school-age children are enrolled in family/group programs and child care centers.

⁴ Vacancies change daily and may not match the location or program characteristics desired by families needing care. A 10% vacancy rate allows families some choice among programs.