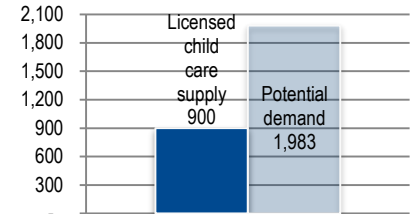


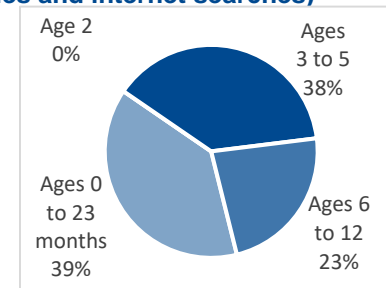
Children Potentially Needing Child Care

	<u>0-2 yrs</u>	<u>3 yrs</u>	<u>4-5 yrs</u>	<u>6-12 yrs</u>	<u>Total</u>
Children in County by Age ¹	617	196	348	1,419	2,580
% of Children Ages 0 to 5 with All Parents in the Labor Force ¹					71.9%
% of Children Ages 6 to 13 with All Parents in the Labor Force ¹					80.9%
Children Ages 0 to 5 potentially needing child care due to parents in workforce					835
Children Ages 6 to 12 potentially needing child care due to parents in workforce					1,148
Capacity of state-licensed child care programs (family, group, center, school-age ³)					900
Current Child Care Assistance Program Recipients Age 0-13 ¹					151
Percent to which supply meets potential demand					45%



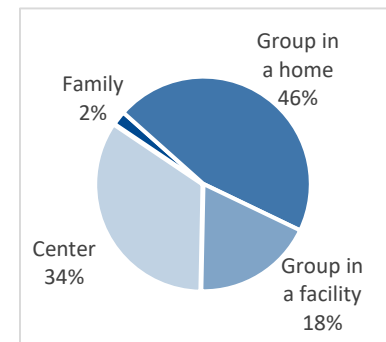
Referral Requests (July 2017 to June 2018, includes Child Care Aware® phone inquiries and internet searches)

Total children needing care as requested through Child Care Aware®	13
Ages 0 to 23 months	5
Age 2	-
Ages 3 to 5	5
Ages 6 to 12	3
Total children needing care before 7:00 a.m.	2
Total children needing care beyond 6:00 p.m.	-
Total children needing care Saturdays or Sundays	-



State-Licensed Early Childhood Program Type and Capacity² (2018)

	<u>Family</u>	<u>Group in a home</u>	<u>Group in a facility</u>	<u>Center</u>	<u>Total</u>
Number of Programs	2	28	7	4	41
Licensed Capacity	18	383	153	287	841
Reported Vacancies ⁴	0	20	27	24	71
Providers/Capacity Added	0/0	2/21	1/21	0/0	3/42
Providers/Capacity Lost	1/9	3/32	1/18	0/0	5/59
Programs open before 7:00 a.m.	1	12	3	2	18
Programs open after 6:00 p.m.	1	1	1	1	4
Programs open on Weekends	0	1	0	0	1
Reported Size of Workforce	3	48	25	64	140
State-licensed school-age programs ³	1 with a licensed capacity of			59	



Annual Cost of State-Licensed Child Care²

<u>Age of Child</u>	<u>Home-based Programs</u>		<u>Centers and Group Facilities</u>	
	<u>Average</u>	<u>Highest Rate</u>	<u>Average</u>	<u>Highest Rate</u>
Ages 0 to 17 months	\$6,599	\$7,800	\$7,490	\$9,100
18 to 35 months	\$6,509	\$7,800	\$7,253	\$8,450
Ages 3 to 5	\$6,456	\$7,800	\$6,885	\$7,800
Ages 6 to 12 (Annual costs for school-age children vary greatly based on hours needed.)				

www.ndchildcare.org

¹ 2018 ND Kids Count Fact Book

² Child Care Aware® of North Dakota NACCRRAware Database (surveyed between January and June 2018)

³ School-age care numbers reflect programs licensed exclusively as before and after school programs under Early Childhood Services rules. Not all school-age programs are required to be licensed. In addition, many school-age children are enrolled in family/group programs and child care centers.

⁴ Vacancies change daily and may not match the location or program characteristics desired by families needing care. A 10% vacancy rate allows families some choice among programs.