

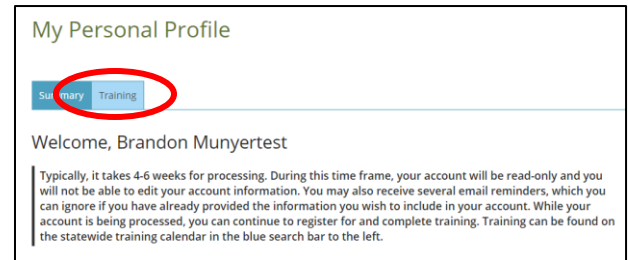



Completing Weekly Assignments

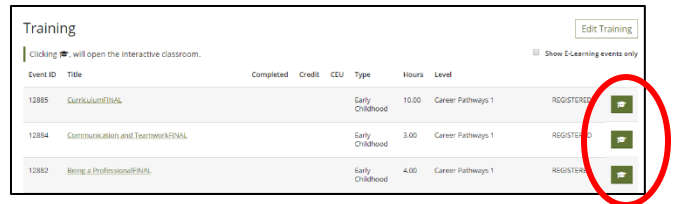
1. Go to www.ndgrowingfutures.org and log in to your Growing Futures Registry account.



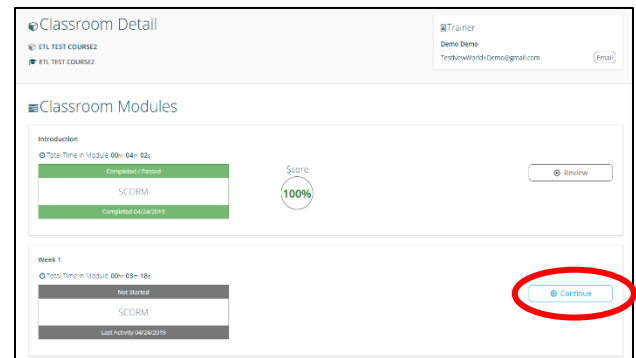
2. Click the **Training** tab at the top of the screen.



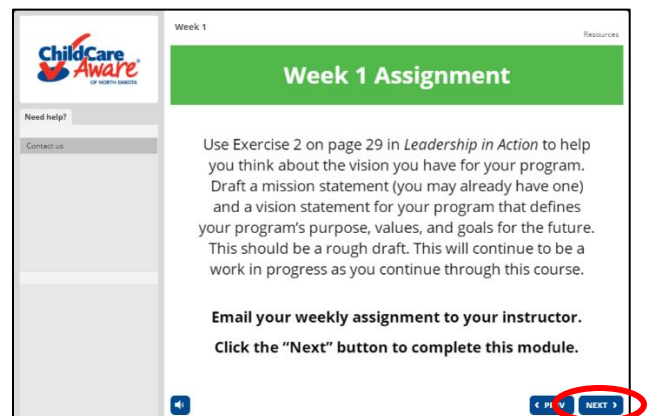
3. Click the  for the online, instructor-led course you want to begin.



4. Click **Continue** next to the weekly module you want to access.




5. Stop at the Weekly Assignment slide. The requirements for your Weekly Assignment can be found here and in the course syllabus. Email your weekly assignment to your instructor. Click the "Next" button to continue with the course.





Completing Weekly Assignments

NOTE: The instructor will review your work within 48 hours of it being submitted. You may receive feedback from the instructor via email. If the instructor asks you to expand your response or asks you questions, you must respond to their email in order to receive credit for that week.

6. Click the  in the blue bar at the top of the screen to exit the course.

