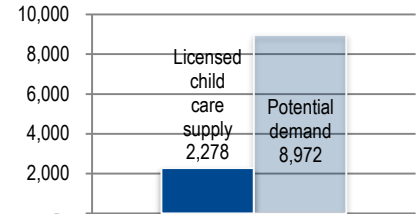


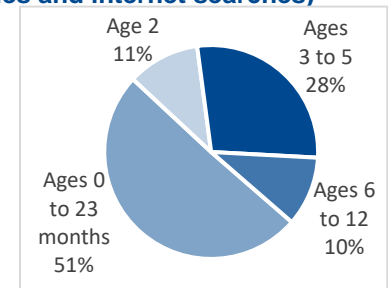
### Children Potentially Needing Child Care

	<u>0-2 yrs</u>	<u>3 yrs</u>	<u>4-5 yrs</u>	<u>6-12 yrs</u>	<u>Total</u>
Children in County by Age <sup>1</sup>	3,648	1,021	1,966	6,115	12,750
% of Children Ages 0 to 5 with All Parents in the Labor Force <sup>1</sup>					62.3%
% of Children Ages 6 to 13 with All Parents in the Labor Force <sup>1</sup>					79.1%
Children Ages 0 to 5 potentially needing child care due to parents in workforce					4,133
Children Ages 6 to 12 potentially needing child care due to parents in workforce					4,838
Capacity of state-licensed child care programs (family, group, center, school-age <sup>3</sup> )					2,278
Current Child Care Assistance Program Recipients Age 0-13 <sup>1</sup>					458
Percent to which supply meets potential demand					25%



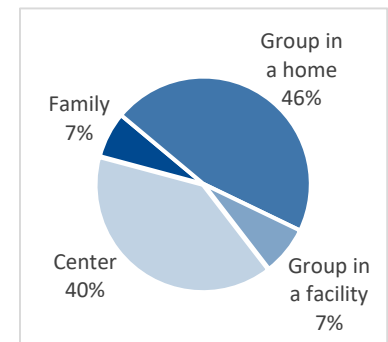
### Referral Requests (July 2017 to June 2018, includes Child Care Aware® phone inquiries and internet searches)

Total children needing care as requested through Child Care Aware®	465
Ages 0 to 23 months	235
Age 2	51
Ages 3 to 5	130
Ages 6 to 12	49
Total children needing care before 7:00 a.m.	9
Total children needing care beyond 6:00 p.m.	8
Total children needing care Saturdays or Sundays	12



### State-Licensed Early Childhood Program Type and Capacity<sup>2</sup> (2018)

	<u>Family</u>	<u>Group in a home</u>	<u>Group in a facility</u>	<u>Center</u>	<u>Total</u>
Number of Programs	19	68	5	11	103
Licensed Capacity	154	1,027	165	883	2,229
Reported Vacancies <sup>4</sup>	7	102	28	64	201
Providers/Capacity Added	8/58	5/70	0/0	3/164	16/292
Providers/Capacity Lost	4/29	13/184	2/60	2/121	21/394
Programs open before 7:00 a.m.	1	18	3	7	29
Programs open after 6:00 p.m.	0	3	0	1	4
Programs open on Weekends	0	1	0	0	1
Reported Size of Workforce	21	127	35	181	364
State-licensed school-age programs <sup>3</sup>	1 with a licensed capacity of			49	



### Annual Cost of State-Licensed Child Care<sup>2</sup>

<u>Age of Child</u>	<u>Home-based Programs</u>		<u>Centers and Group Facilities</u>	
	<u>Average</u>	<u>Highest Rate</u>	<u>Average</u>	<u>Highest Rate</u>
Ages 0 to 17 months	\$7,651	\$11,700	\$9,490	\$11,440
18 to 35 months	\$7,446	\$11,700	\$8,985	\$10,660
Ages 3 to 5	\$7,317	\$11,700	\$8,383	\$10,400

Ages 6 to 12 (Annual costs for school-age children vary greatly based on hours needed.)

[www.ndchildcare.org](http://www.ndchildcare.org)

<sup>1</sup> 2018 ND Kids Count Fact Book

<sup>2</sup> Child Care Aware® of North Dakota NACCRRAware Database (surveyed between January and June 2018)

<sup>3</sup> School-age care numbers reflect programs licensed exclusively as before and after school programs under Early Childhood Services rules. Not all school-age programs are required to be licensed. In addition, many school-age children are enrolled in family/group programs and child care centers.

<sup>4</sup> Vacancies change daily and may not match the location or program characteristics desired by families needing care. A 10% vacancy rate allows families some choice among programs.