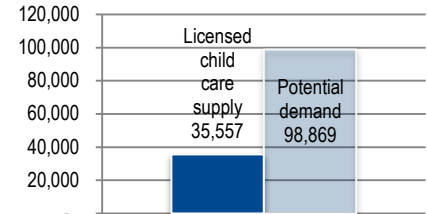


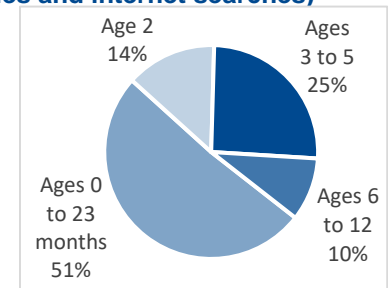
Children Potentially Needing Child Care

	0-2 yrs	3 yrs	4-5 yrs	6-12 yrs	Total
Children in State by Age ¹	34,183	10,525	20,640	67,781	133,129
% of Children Ages 0 to 5 with All Parents in the Labor Force ¹					70.4%
% of Children Ages 6 to 13 with All Parents in the Labor Force ¹					78.0%
Children Ages 0 to 5 potentially needing child care due to parents in workforce					46,013
Children Ages 6 to 12 potentially needing child care due to parents in workforce					52,856
Capacity of state-licensed child care programs (family, group, center, school-age ³)					35,557
Current Child Care Assistance Program Recipients Age 0-13 ¹					4,892
Percent to which supply meets potential demand					36%



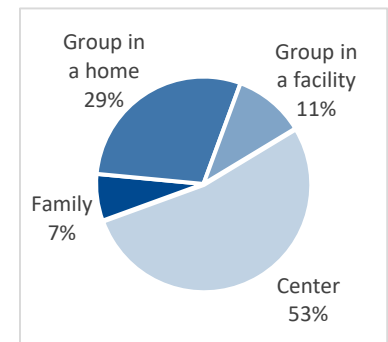
Referral Requests (July 2017 to June 2018, includes Child Care Aware® phone inquiries and internet searches)

Total children needing care as requested through Child Care Aware®	2,880
Ages 0 to 23 months	1,473
Age 2	396
Ages 3 to 5	735
Ages 6 to 12	276
Total children needing care before 7:00 a.m.	38
Total children needing care beyond 6:00 p.m.	15
Total children needing care Saturdays or Sundays	21



State-Licensed Early Childhood Program Type and Capacity² (2018)

	Family	Group in a home	Group in a facility	Center	Total
Number of Programs	259	667	141	188	1,255
Licensed Capacity	2,271	9,379	3,460	17,102	32,212
Reported Vacancies ⁴	168	542	294	1,135	2,139
Providers/Capacity Added	69/575	50/679	19/459	23/1433	161/3146
Providers/Capacity Lost	65/569	103/1427	14/342	17/1093	199/3431
Programs open before 7:00 a.m.	48	142	46	85	321
Programs open after 6:00 p.m.	10	20	6	14	50
Programs open on Weekends	7	8	2	4	21
Reported Size of Workforce	315	1,110	646	3,445	5,516
State-licensed school-age programs ³		46	with a licensed capacity of		3,345



Annual Cost of State-Licensed Child Care²

Age of Child	Home-based Programs		Centers and Group Facilities	
	Average	Highest Rate	Average	Highest Rate
Ages 0 to 17 months	\$7,577	\$11,700	\$9,060	\$16,640
18 to 35 months	\$7,397	\$11,700	\$8,657	\$15,080
Ages 3 to 5	\$7,260	\$11,700	\$8,220	\$14,040

Ages 6 to 12 (Annual costs for school-age children vary greatly based on hours needed.)

www.ndchildcare.org

¹ 2018 ND Kids Count Fact Book

² Child Care Aware® of North Dakota NACCRRAware Database (surveyed between January and June 2018)

³ School-age care numbers reflect programs licensed exclusively as before and after school programs under Early Childhood Services rules. Not all school-age programs are required to be licensed. In addition, many school-age children are enrolled in family/group programs and child care centers.

⁴ Vacancies change daily and may not match the location or program characteristics desired by families needing care. A 10% vacancy rate allows families some choice among programs.