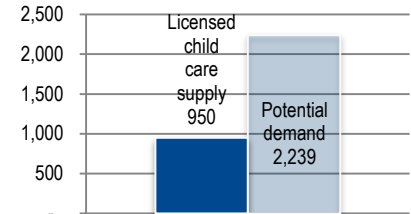


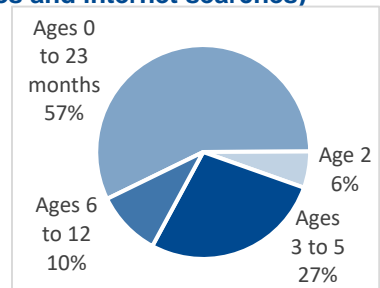
Children Potentially Needing Child Care

	<u>0-2 yrs</u>	<u>3 yrs</u>	<u>4-5 yrs</u>	<u>6-12 yrs</u>	<u>Total</u>
Children in County by Age ¹	721	231	482	1,707	3,141
% of Children Ages 0 to 5 with All Parents in the Labor Force ¹					66.0%
% of Children Ages 6 to 13 with All Parents in the Labor Force ¹					75.7%
Children Ages 0 to 5 potentially needing child care due to parents in workforce					947
Children Ages 6 to 12 potentially needing child care due to parents in workforce					1,292
Capacity of state-licensed child care programs (family, group, center, school-age ³)					950
Current Child Care Assistance Program Recipients Age 0-13 ¹					146
Percent to which supply meets potential demand					42%



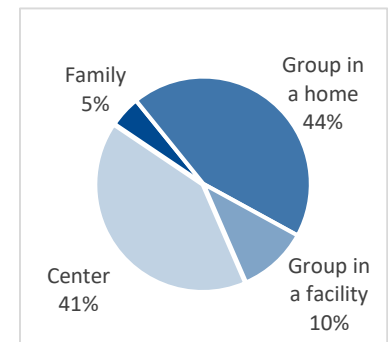
Referral Requests (July 2017 to June 2018, includes Child Care Aware® phone inquiries and internet searches)

Total children needing care as requested through Child Care Aware®	91
Ages 0 to 23 months	52
Age 2	5
Ages 3 to 5	25
Ages 6 to 12	9
Total children needing care before 7:00 a.m.	-
Total children needing care beyond 6:00 p.m.	-
Total children needing care Saturdays or Sundays	-



State-Licensed Early Childhood Program Type and Capacity² (2018)

	<u>Family</u>	<u>Group in a home</u>	<u>Group in a facility</u>	<u>Center</u>	<u>Total</u>
Number of Programs	5	30	6	6	47
Licensed Capacity	45	416	100	389	950
Reported Vacancies ⁴	9	29	9	78	125
Providers/Capacity Added	3/27	2/19	0/0	1/105	6/151
Providers/Capacity Lost	3/26	6/75	0/0	1/57	10/158
Programs open before 7:00 a.m.	0	9	0	4	13
Programs open after 6:00 p.m.	0	0	0	1	1
Programs open on Weekends	0	0	0	0	0
Reported Size of Workforce	5	44	11	63	123
State-licensed school-age programs ³	0	with a licensed capacity of		0	



Annual Cost of State-Licensed Child Care²

<u>Age of Child</u>	<u>Home-based Programs</u>		<u>Centers and Group Facilities</u>	
	<u>Average</u>	<u>Highest Rate</u>	<u>Average</u>	<u>Highest Rate</u>
Ages 0 to 17 months	\$7,115	\$9,100	\$7,059	\$7,852
18 to 35 months	\$7,053	\$9,100	\$7,035	\$7,852
Ages 3 to 5	\$7,053	\$9,100	\$6,978	\$7,852
Ages 6 to 12 (Annual costs for school-age children vary greatly based on hours needed.)				

www.ndchildcare.org

¹ 2018 ND Kids Count Fact Book

² Child Care Aware® of North Dakota NACCRRAware Database (surveyed between January and June 2018)

³ School-age care numbers reflect programs licensed exclusively as before and after school programs under Early Childhood Services rules. Not all school-age programs are required to be licensed. In addition, many school-age children are enrolled in family/group programs and child care centers.

⁴ Vacancies change daily and may not match the location or program characteristics desired by families needing care. A 10% vacancy rate allows families some choice among programs.