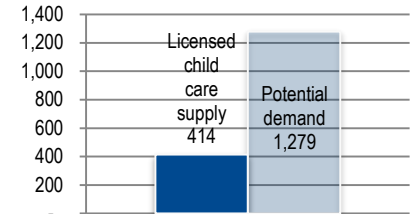


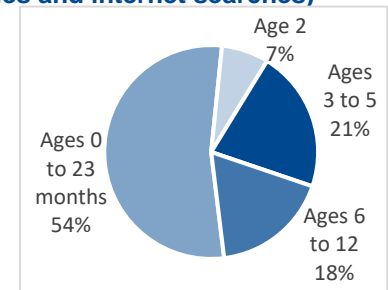
### Children Potentially Needing Child Care

	<u>0-2 yrs</u>	<u>3 yrs</u>	<u>4-5 yrs</u>	<u>6-12 yrs</u>	<u>Total</u>
Children in County by Age <sup>1</sup>	441	134	270	920	1,765
% of Children Ages 0 to 5 with All Parents in the Labor Force <sup>1</sup>					65.2%
% of Children Ages 6 to 13 with All Parents in the Labor Force <sup>1</sup>					79.1%
Children Ages 0 to 5 potentially needing child care due to parents in workforce					551
Children Ages 6 to 12 potentially needing child care due to parents in workforce					728
Capacity of state-licensed child care programs (family, group, center, school-age <sup>3</sup> )					414
Current Child Care Assistance Program Recipients Age 0-13 <sup>1</sup>					113
Percent to which supply meets potential demand					32%



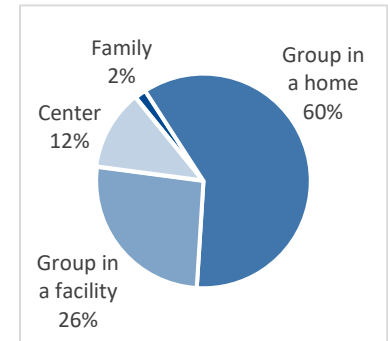
### Referral Requests (July 2016 to June 2017, includes Child Care Aware® phone inquiries and internet searches)

Total children needing care as requested through Child Care Aware®	28
Ages 0 to 23 months	15
Age 2	2
Ages 3 to 5	6
Ages 6 to 12	5
Total children needing care before 7:00 a.m.	1
Total children needing care beyond 6:00 p.m.	1
Total children needing care Saturdays or Sundays	1



### State-Licensed Early Childhood Program Type and Capacity<sup>2</sup> (2017)

	<u>Family</u>	<u>Group in a home</u>	<u>Group in a facility</u>	<u>Center</u>	<u>Total</u>
Number of Programs	1	15	4	1	21
Licensed Capacity	7	249	108	50	414
Reported Vacancies <sup>4</sup>	0	10	0	4	14
Providers/Capacity Added	0/0	2/30	1/30	0/0	3/60
Providers/Capacity Lost	1/9	2/28	1/30	0/0	4/67
Programs open before 7:00 a.m.	0	7	2	0	9
Programs open after 6:00 p.m.	0	0	0	0	0
Programs open on Weekends	0	0	0	0	0
Reported Size of Workforce	1	18	21	6	46



State-licensed school-age programs<sup>3</sup> 0 with a licensed capacity of 0

### Annual Cost of State-Licensed Child Care<sup>2</sup>

<u>Age of Child</u>	<u>Home-based Programs</u>		<u>Centers and Group Facilities</u>	
	<u>Average</u>	<u>Highest Rate</u>	<u>Average</u>	<u>Highest Rate</u>
Ages 0 to 17 months	\$6,109	\$7,020	\$7,332	\$7,800
18 to 35 months	\$5,951	\$7,020	\$7,280	\$7,800
Ages 3 to 5	\$5,792	\$6,500	\$6,760	\$7,280

Ages 6 to 12 (Annual costs for school-age children vary greatly based on hours needed.)

[www.ndchildcare.org](http://www.ndchildcare.org)

<sup>1</sup> 2017 ND Kids Count Fact Book

<sup>2</sup> Child Care Aware® of North Dakota NACCRRAware Database (surveyed between January and June 2017)

<sup>3</sup> School-age care numbers reflect programs licensed exclusively as before and after school programs under Early Childhood Services rules. Not all school-age programs are required to be licensed. In addition, many school-age children are enrolled in family/group programs and child care centers.

<sup>4</sup> Vacancies change daily and may not match the location or program characteristics desired by families needing care. A 10% vacancy rate allows families some choice among programs.