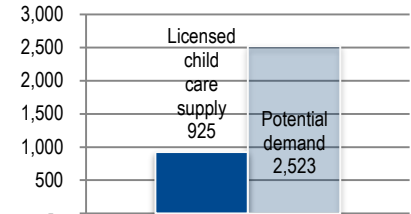


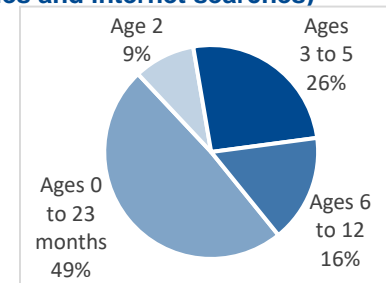
Children Potentially Needing Child Care

	<u>0-2 yrs</u>	<u>3 yrs</u>	<u>4-5 yrs</u>	<u>6-12 yrs</u>	<u>Total</u>
Children in County by Age ¹	731	235	468	1,706	3,140
% of Children Ages 0 to 5 with All Parents in the Labor Force ¹					80.3%
% of Children Ages 6 to 13 with All Parents in the Labor Force ¹					80.4%
Children Ages 0 to 5 potentially needing child care due to parents in workforce					1,152
Children Ages 6 to 12 potentially needing child care due to parents in workforce					1,372
Capacity of state-licensed child care programs (family, group, center, school-age ³)					925
Current Child Care Assistance Program Recipients Age 0-13 ¹					180
Percent to which supply meets potential demand					37%



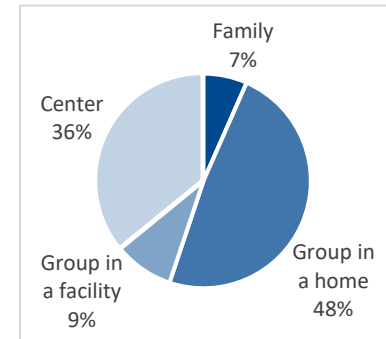
Referral Requests (July 2016 to June 2017, includes Child Care Aware® phone inquiries and internet searches)

Total children needing care as requested through Child Care Aware®	129
Ages 0 to 23 months	63
Age 2	12
Ages 3 to 5	33
Ages 6 to 12	21
Total children needing care before 7:00 a.m.	4
Total children needing care beyond 6:00 p.m.	2
Total children needing care Saturdays or Sundays	3



State-Licensed Early Childhood Program Type and Capacity² (2017)

	<u>Family</u>	<u>Group in a home</u>	<u>Group in a facility</u>	<u>Center</u>	<u>Total</u>
Number of Programs	7	34	5	6	52
Licensed Capacity	61	449	83	332	925
Reported Vacancies ⁴	6	13	6	4	29
Providers/Capacity Added	5/44	0/0	2/50	1/32	8/126
Providers/Capacity Lost	5/42	7/83	3/48	1/101	16/274
Programs open before 7:00 a.m.	0	8	0	4	12
Programs open after 6:00 p.m.	1	0	0	0	1
Programs open on Weekends	0	0	0	0	0
Reported Size of Workforce	4	43	8	57	112
State-licensed school-age programs ³	0		with a licensed capacity of		0



Annual Cost of State-Licensed Child Care²

<u>Age of Child</u>	<u>Home-based Programs</u>		<u>Centers and Group Facilities</u>	
	<u>Average</u>	<u>Highest Rate</u>	<u>Average</u>	<u>Highest Rate</u>
Ages 0 to 17 months	\$6,843	\$9,100	\$7,258	\$7,839
18 to 35 months	\$6,810	\$9,100	\$7,223	\$7,839
Ages 3 to 5	\$6,810	\$9,100	\$7,085	\$7,800
Ages 6 to 12 (Annual costs for school-age children vary greatly based on hours needed.)				

www.ndchildcare.org

¹ 2017 ND Kids Count Fact Book

² Child Care Aware® of North Dakota NACCRRAware Database (surveyed between January and June 2017)

³ School-age care numbers reflect programs licensed exclusively as before and after school programs under Early Childhood Services rules. Not all school-age programs are required to be licensed. In addition, many school-age children are enrolled in family/group programs and child care centers.

⁴ Vacancies change daily and may not match the location or program characteristics desired by families needing care. A 10% vacancy rate allows families some choice among programs.