

Allowing popups for e-Learning

If a course is not opening for you, you may need to give our site permission to open popups. You will see a screen that looks like this:

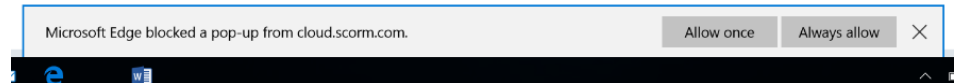


If you're not sure how to disable popup blockers, follow the directions below.



Microsoft Edge:

A notice will pop up at the bottom of your screen that looks like this:



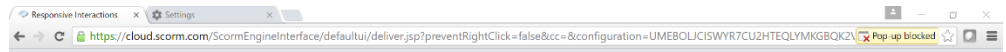
Choose **Always allow**. You may need to click **Launch Course** to continue.

NOTE: Microsoft Edge is the updated version of Internet Explorer. **Do not** use Internet Explorer as your web browser.



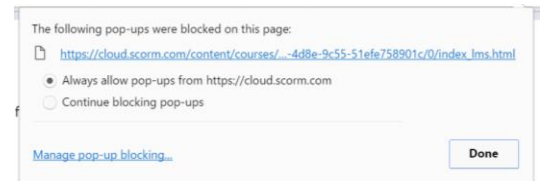
Chrome:

A notice will show up on the right side of your address bar that looks like this:



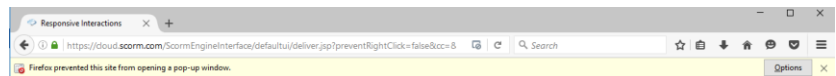
Click on the notice, select **Always allow pop-ups from <https://cloud.scorm.com>** and click **Done**.

You may need to click **Launch Course** to continue.



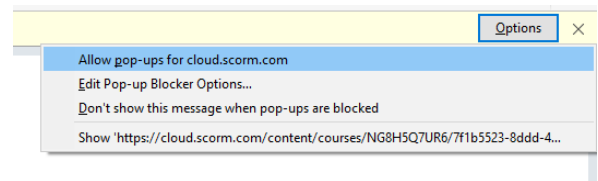
Firefox:

A notice will show up below your address bar that looks like this:



Click the **Options** button and select **Allow pop-ups for cloud.scorm.com**.

You may need to click **Launch Course** to continue.



Safari:

Click on **Launch Course** and the course will open in a new window.