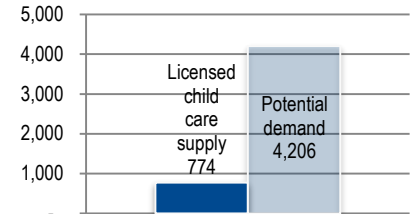


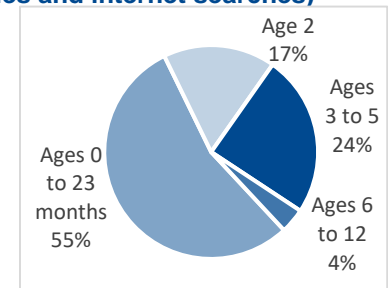
### Children Potentially Needing Child Care

	<u>0-2 yrs</u>	<u>3 yrs</u>	<u>4-5 yrs</u>	<u>6-12 yrs</u>	<u>Total</u>
Children in County by Age <sup>1</sup>	1,608	521	939	3,119	6,187
% of Children Ages 0 to 5 with All Parents in the Labor Force <sup>1</sup>					62.4%
% of Children Ages 6 to 13 with All Parents in the Labor Force <sup>1</sup>					73.4%
Children Ages 0 to 5 potentially needing child care due to parents in workforce					1,915
Children Ages 6 to 12 potentially needing child care due to parents in workforce					2,290
Capacity of state-licensed child care programs (family, group, center, school-age <sup>3</sup> )					774
Current Child Care Assistance Program Recipients Age 0-13 <sup>1</sup>					168
Percent to which supply meets potential demand					18%



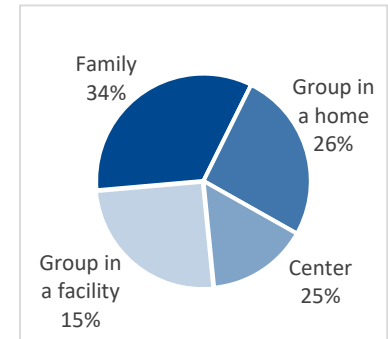
### Referral Requests (July 2016 to June 2017, includes Child Care Aware® phone inquiries and internet searches)

Total children needing care as requested through Child Care Aware®	53
Ages 0 to 23 months	29
Age 2	9
Ages 3 to 5	13
Ages 6 to 12	2
Total children needing care before 7:00 a.m.	-
Total children needing care beyond 6:00 p.m.	-
Total children needing care Saturdays or Sundays	-



### State-Licensed Early Childhood Program Type and Capacity<sup>2</sup> (2017)

	<u>Family</u>	<u>Group in a home</u>	<u>Group in a facility</u>	<u>Center</u>	<u>Total</u>
Number of Programs	29	14	5	2	50
Licensed Capacity	261	200	118	195	774
Reported Vacancies <sup>4</sup>	2	2	0	0	4
Providers/Capacity Added	7/63	1/18	0/0	0/0	8/81
Providers/Capacity Lost	9/79	0/0	1/12	0/0	10/91
Programs open before 7:00 a.m.	7	5	2	1	15
Programs open after 6:00 p.m.	1	3	0	0	4
Programs open on Weekends	1	3	0	0	4
Reported Size of Workforce	31	39	20	47	137
State-licensed school-age programs <sup>3</sup>	0		with a licensed capacity of		0



### Annual Cost of State-Licensed Child Care<sup>2</sup>

<u>Age of Child</u>	<u>Home-based Programs</u>		<u>Centers and Group Facilities</u>	
	<u>Average</u>	<u>Highest Rate</u>	<u>Average</u>	<u>Highest Rate</u>
Ages 0 to 17 months	\$8,279	\$11,700	\$9,946	\$11,232
18 to 35 months	\$8,133	\$11,700	\$9,529	\$10,920
Ages 3 to 5	\$8,044	\$11,232	\$9,495	\$10,920

Ages 6 to 12 (Annual costs for school-age children vary greatly based on hours needed.)

[www.ndchildcare.org](http://www.ndchildcare.org)

<sup>1</sup> 2017 ND Kids Count Fact Book

<sup>2</sup> Child Care Aware® of North Dakota NACCRRAware Database (surveyed between January and June 2017)

<sup>3</sup> School-age care numbers reflect programs licensed exclusively as before and after school programs under Early Childhood Services rules. Not all school-age programs are required to be licensed. In addition, many school-age children are enrolled in family/group programs and child care centers.

<sup>4</sup> Vacancies change daily and may not match the location or program characteristics desired by families needing care. A 10% vacancy rate allows families some choice among programs.