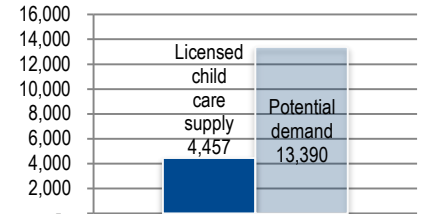


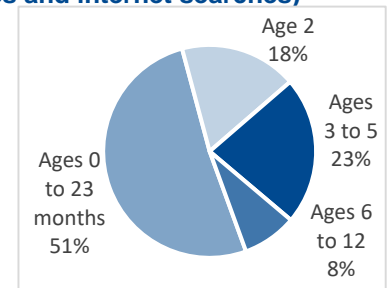
### Children Potentially Needing Child Care

	0-2 yrs	3 yrs	4-5 yrs	6-12 yrs	Total
Children in County by Age <sup>1</sup>	4,151	1,229	2,540	8,520	16,440
% of Children Ages 0 to 5 with All Parents in the Labor Force <sup>1</sup>					77.6%
% of Children Ages 6 to 13 with All Parents in the Labor Force <sup>1</sup>					85.0%
Children Ages 0 to 5 potentially needing child care due to parents in workforce					6,147
Children Ages 6 to 12 potentially needing child care due to parents in workforce					7,243
Capacity of state-licensed child care programs (family, group, center, school-age <sup>3</sup> )					4,457
Current Child Care Assistance Program Recipients Age 0-13 <sup>1</sup>					414
Percent to which supply meets potential demand					33%



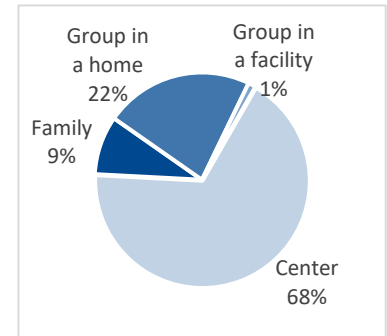
### Referral Requests (July 2017 to June 2018, includes Child Care Aware® phone inquiries and internet searches)

Total children needing care as requested through Child Care Aware®	471
Ages 0 to 23 months	242
Age 2	84
Ages 3 to 5	106
Ages 6 to 12	39
Total children needing care before 7:00 a.m.	7
Total children needing care beyond 6:00 p.m.	-
Total children needing care Saturdays or Sundays	2



### State-Licensed Early Childhood Program Type and Capacity<sup>2</sup> (2018)

	Family	Group in a home	Group in a facility	Center	Total
Number of Programs	43	79	2	30	154
Licensed Capacity	387	978	50	2,942	4,357
Reported Vacancies <sup>4</sup>	20	51	0	123	194
Providers/Capacity Added	9/81	6/72	0/0	2/139	17/292
Providers/Capacity Lost	9/81	9/120	0/0	1/41	19/242
Programs open before 7:00 a.m.	5	13	1	11	30
Programs open after 6:00 p.m.	0	0	0	0	0
Programs open on Weekends	0	1	0	0	1
Reported Size of Workforce	54	123	16	550	743
State-licensed school-age programs <sup>3</sup>	2		with a licensed capacity of		100



### Annual Cost of State-Licensed Child Care<sup>2</sup>

Age of Child	Home-based Programs		Centers and Group Facilities	
	Average	Highest Rate	Average	Highest Rate
Ages 0 to 17 months	\$8,073	\$10,400	\$9,737	\$11,289
18 to 35 months	\$7,947	\$10,400	\$9,292	\$10,920
Ages 3 to 5	\$7,840	\$10,400	\$8,619	\$10,920
Ages 6 to 12 (Annual costs for school-age children vary greatly based on hours needed.)				

[www.ndchildcare.org](http://www.ndchildcare.org)

<sup>1</sup> 2018 ND Kids Count Fact Book

<sup>2</sup> Child Care Aware® of North Dakota NACCRRAware Database (surveyed between January and June 2018)

<sup>3</sup> School-age care numbers reflect programs licensed exclusively as before and after school programs under Early Childhood Services rules. Not all school-age programs are required to be licensed. In addition, many school-age children are enrolled in family/group programs and child care centers.

<sup>4</sup> Vacancies change daily and may not match the location or program characteristics desired by families needing care. A 10% vacancy rate allows families some choice among programs.