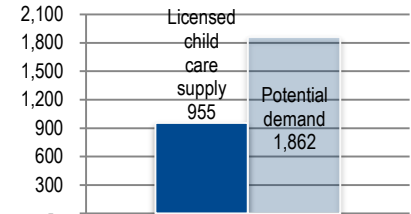


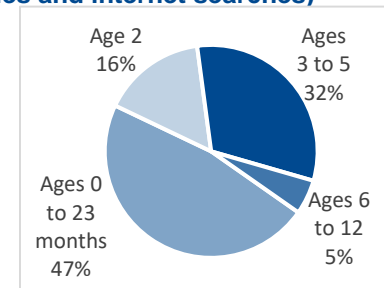
Children Potentially Needing Child Care

	<u>0-2 yrs</u>	<u>3 yrs</u>	<u>4-5 yrs</u>	<u>6-12 yrs</u>	<u>Total</u>
Children in County by Age ¹	547	157	368	1,408	2,480
% of Children Ages 0 to 5 with All Parents in the Labor Force ¹					71.9%
% of Children Ages 6 to 13 with All Parents in the Labor Force ¹					77.5%
Children Ages 0 to 5 potentially needing child care due to parents in workforce					771
Children Ages 6 to 12 potentially needing child care due to parents in workforce					1,091
Capacity of state-licensed child care programs (family, group, center, school-age ³)					955
Current Child Care Assistance Program Recipients Age 0-13 ¹					192
Percent to which supply meets potential demand					51%



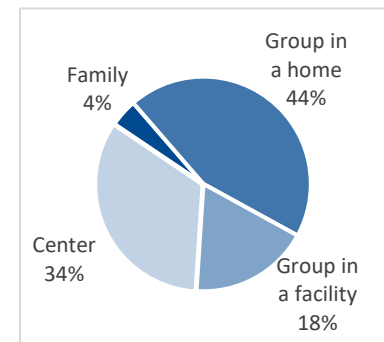
Referral Requests (July 2016 to June 2017, includes Child Care Aware® phone inquiries and internet searches)

Total children needing care as requested through Child Care Aware®	19
Ages 0 to 23 months	9
Age 2	3
Ages 3 to 5	6
Ages 6 to 12	1
Total children needing care before 7:00 a.m.	-
Total children needing care beyond 6:00 p.m.	-
Total children needing care Saturdays or Sundays	-



State-Licensed Early Childhood Program Type and Capacity² (2017)

	<u>Family</u>	<u>Group in a home</u>	<u>Group in a facility</u>	<u>Center</u>	<u>Total</u>
Number of Programs	4	28	7	4	43
Licensed Capacity	36	381	155	287	859
Reported Vacancies ⁴	8	11	28	71	118
Providers/Capacity Added	0/0	1/14	1/17	1/60	3/91
Providers/Capacity Lost	2/18	2/22	3/53	0/0	7/93
Programs open before 7:00 a.m.	2	9	3	2	16
Programs open after 6:00 p.m.	1	1	1	2	5
Programs open on Weekends	0	1	0	0	1
Reported Size of Workforce	5	41	18	52	116
State-licensed school-age programs ³	2 with a licensed capacity of			96	



Annual Cost of State-Licensed Child Care²

<u>Age of Child</u>	<u>Home-based Programs</u>		<u>Centers and Group Facilities</u>	
	<u>Average</u>	<u>Highest Rate</u>	<u>Average</u>	<u>Highest Rate</u>
Ages 0 to 17 months	\$6,457	\$7,800	\$7,269	\$8,320
18 to 35 months	\$6,373	\$7,800	\$6,801	\$8,320
Ages 3 to 5	\$6,257	\$7,800	\$6,451	\$7,540

Ages 6 to 12 (Annual costs for school-age children vary greatly based on hours needed.)

www.ndchildcare.org

¹ 2017 ND Kids Count Fact Book

² Child Care Aware® of North Dakota NACCRRAware Database (surveyed between January and June 2017)

³ School-age care numbers reflect programs licensed exclusively as before and after school programs under Early Childhood Services rules. Not all school-age programs are required to be licensed. In addition, many school-age children are enrolled in family/group programs and child care centers.

⁴ Vacancies change daily and may not match the location or program characteristics desired by families needing care. A 10% vacancy rate allows families some choice among programs.