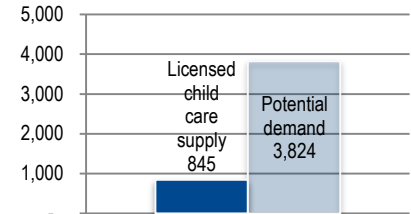


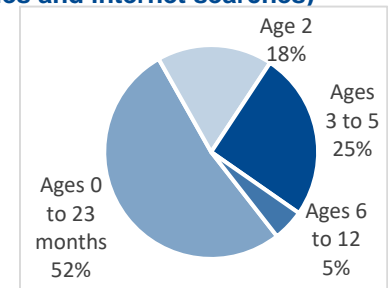
Children Potentially Needing Child Care

	<u>0-2 yrs</u>	<u>3 yrs</u>	<u>4-5 yrs</u>	<u>6-12 yrs</u>	<u>Total</u>
Children in County by Age ¹	2,012	564	1,005	3,642	7,223
% of Children Ages 0 to 5 with All Parents in the Labor Force ¹					44.7%
% of Children Ages 6 to 13 with All Parents in the Labor Force ¹					61.0%
Children Ages 0 to 5 potentially needing child care due to parents in workforce					1,601
Children Ages 6 to 12 potentially needing child care due to parents in workforce					2,223
Capacity of state-licensed child care programs (family, group, center, school-age ³)					845
Current Child Care Assistance Program Recipients Age 0-13 ¹					72
Percent to which supply meets potential demand					22%



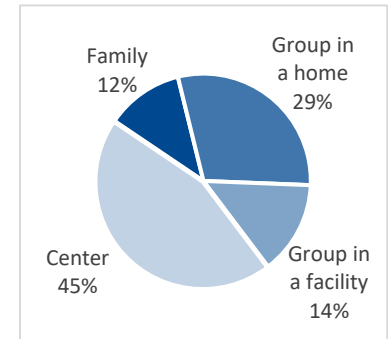
Referral Requests (July 2016 to June 2017, includes Child Care Aware® phone inquiries and internet searches)

Total children needing care as requested through Child Care Aware®	63
Ages 0 to 23 months	33
Age 2	11
Ages 3 to 5	16
Ages 6 to 12	3
Total children needing care before 7:00 a.m.	-
Total children needing care beyond 6:00 p.m.	-
Total children needing care Saturdays or Sundays	-



State-Licensed Early Childhood Program Type and Capacity² (2017)

	<u>Family</u>	<u>Group in a home</u>	<u>Group in a facility</u>	<u>Center</u>	<u>Total</u>
Number of Programs	11	14	5	6	36
Licensed Capacity	99	249	119	378	845
Reported Vacancies ⁴	2	9	3	17	31
Providers/Capacity Added	4/36	1/18	0/0	0/0	5/54
Providers/Capacity Lost	8/68	0/0	1/18	1/30	10/116
Programs open before 7:00 a.m.	0	2	0	1	3
Programs open after 6:00 p.m.	0	1	0	1	2
Programs open on Weekends	0	0	0	0	0
Reported Size of Workforce	14	34	24	39	111



State-licensed school-age programs³ 0 with a licensed capacity of 0

Annual Cost of State-Licensed Child Care²

<u>Age of Child</u>	<u>Home-based Programs</u>		<u>Centers and Group Facilities</u>	
	<u>Average</u>	<u>Highest Rate</u>	<u>Average</u>	<u>Highest Rate</u>
Ages 0 to 17 months	\$9,079	\$10,808	\$10,305	\$14,560
18 to 35 months	\$8,659	\$10,808	\$9,462	\$13,000
Ages 3 to 5	\$8,345	\$10,808	\$9,207	\$11,700

Ages 6 to 12 (Annual costs for school-age children vary greatly based on hours needed.)

www.ndchildcare.org

¹ 2017 ND Kids Count Fact Book

² Child Care Aware® of North Dakota NACCRRAware Database (surveyed between January and June 2017)

³ School-age care numbers reflect programs licensed exclusively as before and after school programs under Early Childhood Services rules. Not all school-age programs are required to be licensed. In addition, many school-age children are enrolled in family/group programs and child care centers.

⁴ Vacancies change daily and may not match the location or program characteristics desired by families needing care. A 10% vacancy rate allows families some choice among programs.