


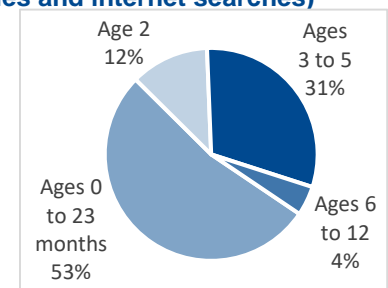
### Children Potentially Needing Child Care

	<u>0-2 yrs</u>	<u>3 yrs</u>	<u>4-5 yrs</u>	<u>6-12 yrs</u>	<u>Total</u>
Children in County by Age <sup>1</sup>	1,316	407	743	2,681	5,147
% of Children Ages 0 to 5 with All Parents in the Labor Force <sup>1</sup>					81.2%
% of Children Ages 6 to 13 with All Parents in the Labor Force <sup>1</sup>					83.6%
Children Ages 0 to 5 potentially needing child care due to parents in workforce					2,002
Children Ages 6 to 12 potentially needing child care due to parents in workforce					2,241
Capacity of state-licensed child care programs (family, group, center, school-age <sup>3</sup> )					979
Current Child Care Assistance Program Recipients Age 0-13 <sup>1</sup>					210
Percent to which supply meets potential demand					23%



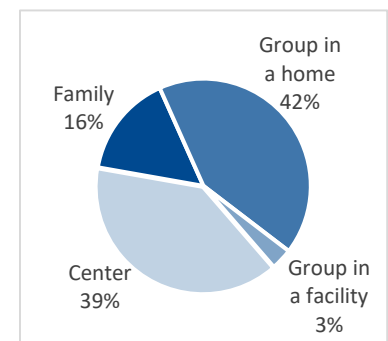
### Referral Requests (July 2016 to June 2017, includes Child Care Aware® phone inquiries and internet searches)

Total children needing care as requested through Child Care Aware®	134
Ages 0 to 23 months	71
Age 2	16
Ages 3 to 5	41
Ages 6 to 12	6
Total children needing care before 7:00 a.m.	3
Total children needing care beyond 6:00 p.m.	1
Total children needing care Saturdays or Sundays	-



### State-Licensed Early Childhood Program Type and Capacity<sup>2</sup> (2017)

	<u>Family</u>	<u>Group in a home</u>	<u>Group in a facility</u>	<u>Center</u>	<u>Total</u>
Number of Programs	16	32	2	5	55
Licensed Capacity	144	390	30	363	927
Reported Vacancies <sup>4</sup>	9	3	0	5	17
Providers/Capacity Added	5/45	3/36	1/16	2/105	11/202
Providers/Capacity Lost	7/63	6/72	2/48	1/60	16/243
Programs open before 7:00 a.m.	3	5	0	2	10
Programs open after 6:00 p.m.	3	2	0	0	5
Programs open on Weekends	0	1	0	0	1
Reported Size of Workforce	16	42	3	42	103
State-licensed school-age programs <sup>3</sup>		1	with a licensed capacity of		52



### Annual Cost of State-Licensed Child Care<sup>2</sup>

<u>Age of Child</u>	<u>Home-based Programs</u>		<u>Centers and Group Facilities</u>	
	<u>Average</u>	<u>Highest Rate</u>	<u>Average</u>	<u>Highest Rate</u>
Ages 0 to 17 months	\$7,250	\$10,400	\$8,106	\$10,400
18 to 35 months	\$7,065	\$9,360	\$7,996	\$10,140
Ages 3 to 5	\$6,986	\$9,100	\$7,741	\$10,140

Ages 6 to 12 (Annual costs for school-age children vary greatly based on hours needed.)

[www.ndchildcare.org](http://www.ndchildcare.org)

<sup>1</sup> 2017 ND Kids Count Fact Book

<sup>2</sup> Child Care Aware® of North Dakota NACCRRAware Database (surveyed between January and June 2017)

<sup>3</sup> School-age care numbers reflect programs licensed exclusively as before and after school programs under Early Childhood Services rules. Not all school-age programs are required to be licensed. In addition, many school-age children are enrolled in family/group programs and child care centers.

<sup>4</sup> Vacancies change daily and may not match the location or program characteristics desired by families needing care. A 10% vacancy rate allows families some choice among programs.