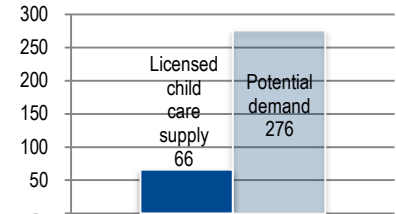


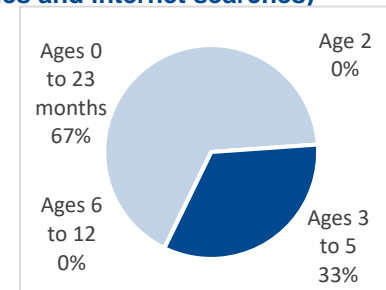
Children Potentially Needing Child Care

	0-2 yrs	3 yrs	4-5 yrs	6-12 yrs	Total
Children in County by Age ¹	87	22	63	174	346
% of Children Ages 0 to 5 with All Parents in the Labor Force ¹					72.5%
% of Children Ages 6 to 13 with All Parents in the Labor Force ¹					87.0%
Children Ages 0 to 5 potentially needing child care due to parents in workforce					125
Children Ages 6 to 12 potentially needing child care due to parents in workforce					151
Capacity of state-licensed child care programs (family, group, center, school-age ³)					66
Current Child Care Assistance Program Recipients Age 0-13 ¹					9
Percent to which supply meets potential demand					24%



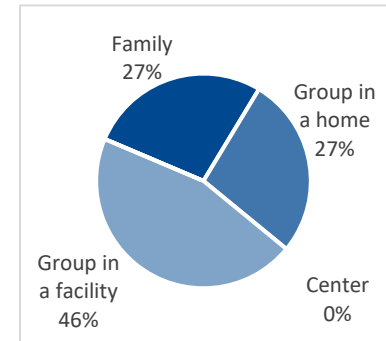
Referral Requests (July 2016 to June 2017, includes Child Care Aware® phone inquiries and internet searches)

Total children needing care as requested through Child Care Aware®	3
Ages 0 to 23 months	2
Age 2	-
Ages 3 to 5	1
Ages 6 to 12	-
Total children needing care before 7:00 a.m.	-
Total children needing care beyond 6:00 p.m.	-
Total children needing care Saturdays or Sundays	-



State-Licensed Early Childhood Program Type and Capacity² (2017)

	Family	Group in a home	Group in a facility	Center	Total
Number of Programs	2	1	1	0	4
Licensed Capacity	18	18	30	0	66
Reported Vacancies ⁴	0	0	0	0	0
Providers/Capacity Added	0/0	0/0	0/0	0/0	0/0
Providers/Capacity Lost	0/0	0/0	0/0	0/0	0/0
Programs open before 7:00 a.m.	1	1	0	0	2
Programs open after 6:00 p.m.	0	0	0	0	0
Programs open on Weekends	1	0	0	0	1
Reported Size of Workforce	2	3	7	0	12
State-licensed school-age programs ³	0		with a licensed capacity of		0



Annual Cost of State-Licensed Child Care²

Age of Child	Home-based Programs ⁵		Centers and Group Facilities ⁵	
	Average	Highest Rate	Average	Highest Rate
Ages 0 to 17 months	\$6,966	\$8,775	\$8,039	\$10,920
18 to 35 months	\$6,966	\$8,775	\$7,777	\$10,920
Ages 3 to 5	\$6,945	\$8,775	\$7,532	\$10,920

Ages 6 to 12 (Annual costs for school-age children vary greatly based on hours needed.)

www.ndchildcare.org

¹ 2017 ND Kids Count Fact Book

² Child Care Aware® of North Dakota NACCRRAware Database (surveyed between January and June 2017)

³ School-age care numbers reflect programs licensed exclusively as before and after school programs under Early Childhood Services rules. Not all school-age programs are required to be licensed. In addition, many school-age children are enrolled in family/group programs and child care centers.

⁴ Vacancies change daily and may not match the location or program characteristics desired by families needing care. A 10% vacancy rate allows families some choice among programs.

⁵ Due to the limited number of programs, rates reflect a regional average