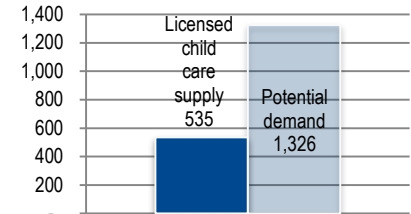


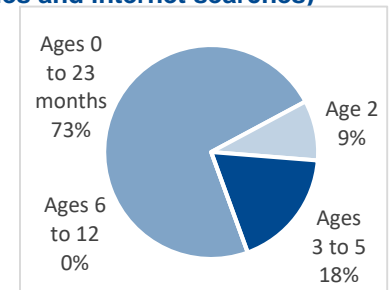
Children Potentially Needing Child Care

	0-2 yrs	3 yrs	4-5 yrs	6-12 yrs	Total
Children in County by Age ¹	376	117	228	883	1,604
% of Children Ages 0 to 5 with All Parents in the Labor Force ¹					78.3%
% of Children Ages 6 to 13 with All Parents in the Labor Force ¹					86.2%
Children Ages 0 to 5 potentially needing child care due to parents in workforce					565
Children Ages 6 to 12 potentially needing child care due to parents in workforce					761
Capacity of state-licensed child care programs (family, group, center, school-age ³)					535
Current Child Care Assistance Program Recipients Age 0-13 ¹					138
Percent to which supply meets potential demand					40%



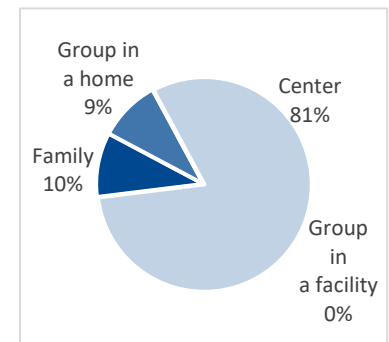
Referral Requests (July 2016 to June 2017, includes Child Care Aware® phone inquiries and internet searches)

Total children needing care as requested through Child Care Aware®	11
Ages 0 to 23 months	8
Age 2	1
Ages 3 to 5	2
Ages 6 to 12	-
Total children needing care before 7:00 a.m.	1
Total children needing care beyond 6:00 p.m.	-
Total children needing care Saturdays or Sundays	-



State-Licensed Early Childhood Program Type and Capacity² (2017)

	Family	Group in a home	Group in a facility	Center	Total
Number of Programs	6	4	0	4	14
Licensed Capacity	52	50	0	433	535
Reported Vacancies ⁴	1	0	0	26	27
Providers/Capacity Added	2/18	1/12	0/0	1/180	4/210
Providers/Capacity Lost	5/39	5/63	1/30	0/0	11/132
Programs open before 7:00 a.m.	2	0	0	3	5
Programs open after 6:00 p.m.	0	0	0	0	0
Programs open on Weekends	0	0	0	0	0
Reported Size of Workforce	6	4	0	60	70
State-licensed school-age programs ³	0		with a licensed capacity of		0



Annual Cost of State-Licensed Child Care²

Age of Child	Home-based Programs		Centers and Group Facilities	
	Average	Highest Rate	Average	Highest Rate
Ages 0 to 17 months	\$6,407	\$7,020	\$8,041	\$9,620
18 to 35 months	\$6,337	\$6,786	\$7,976	\$9,620
Ages 3 to 5	\$6,337	\$6,786	\$7,156	\$7,800
Ages 6 to 12 (Annual costs for school-age children vary greatly based on hours needed.)				

www.ndchildcare.org

¹ 2017 ND Kids Count Fact Book

² Child Care Aware® of North Dakota NACCRRAware Database (surveyed between January and June 2017)

³ School-age care numbers reflect programs licensed exclusively as before and after school programs under Early Childhood Services rules. Not all school-age programs are required to be licensed. In addition, many school-age children are enrolled in family/group programs and child care centers.

⁴ Vacancies change daily and may not match the location or program characteristics desired by families needing care. A 10% vacancy rate allows families some choice among programs.