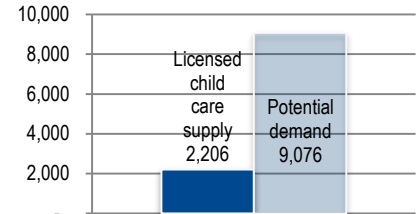


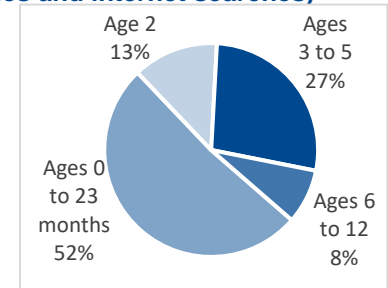
Children Potentially Needing Child Care

	0-2 yrs	3 yrs	4-5 yrs	6-12 yrs	Total
Children in County by Age ¹	3,609	1,065	1,992	6,118	12,784
% of Children Ages 0 to 5 with All Parents in the Labor Force ¹					63.9%
% of Children Ages 6 to 13 with All Parents in the Labor Force ¹					78.7%
Children Ages 0 to 5 potentially needing child care due to parents in workforce					4,261
Children Ages 6 to 12 potentially needing child care due to parents in workforce					4,815
Capacity of state-licensed child care programs (family, group, center, school-age ³)					2,206
Current Child Care Assistance Program Recipients Age 0-13 ¹					612
Percent to which supply meets potential demand					24%



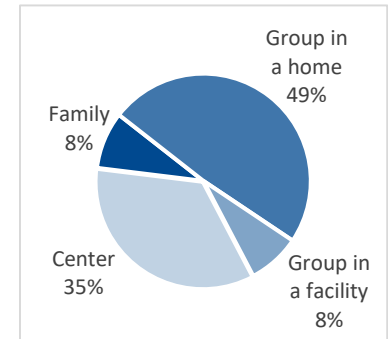
Referral Requests (July 2016 to June 2017, includes Child Care Aware® phone inquiries and internet searches)

Total children needing care as requested through Child Care Aware®	532
Ages 0 to 23 months	274
Age 2	69
Ages 3 to 5	145
Ages 6 to 12	44
Total children needing care before 7:00 a.m.	13
Total children needing care beyond 6:00 p.m.	9
Total children needing care Saturdays or Sundays	9



State-Licensed Early Childhood Program Type and Capacity² (2017)

	Family	Group in a home	Group in a facility	Center	Total
Number of Programs	22	69	6	10	107
Licensed Capacity	186	1,053	171	747	2,157
Reported Vacancies ⁴	28	105	35	56	224
Providers/Capacity Added	9/78	8/113	0/0	1/47	18/238
Providers/Capacity Lost	12/105	13/189	1/30	3/197	29/521
Programs open before 7:00 a.m.	4	17	2	6	29
Programs open after 6:00 p.m.	1	3	1	1	6
Programs open on Weekends	1	2	0	0	3
Reported Size of Workforce	23	123	29	170	345
State-licensed school-age programs ³	1 with a licensed capacity of			49	



Annual Cost of State-Licensed Child Care²

Age of Child	Home-based Programs		Centers and Group Facilities	
	Average	Highest Rate	Average	Highest Rate
Ages 0 to 17 months	\$7,505	\$10,400	\$9,498	\$11,180
18 to 35 months	\$7,272	\$9,620	\$9,078	\$10,660
Ages 3 to 5	\$7,166	\$9,620	\$8,599	\$10,140

Ages 6 to 12 (Annual costs for school-age children vary greatly based on hours needed.)

www.ndchildcare.org

¹ 2017 ND Kids Count Fact Book

² Child Care Aware® of North Dakota NACCRRAware Database (surveyed between January and June 2017)

³ School-age care numbers reflect programs licensed exclusively as before and after school programs under Early Childhood Services rules. Not all school-age programs are required to be licensed. In addition, many school-age children are enrolled in family/group programs and child care centers.

⁴ Vacancies change daily and may not match the location or program characteristics desired by families needing care. A 10% vacancy rate allows families some choice among programs.