




How to complete and submit an Evidence of Learning (EOL)

1. Log in to your Growing Futures Registry account.

2. Click on **Interactive Events** on the left-hand side of your screen.

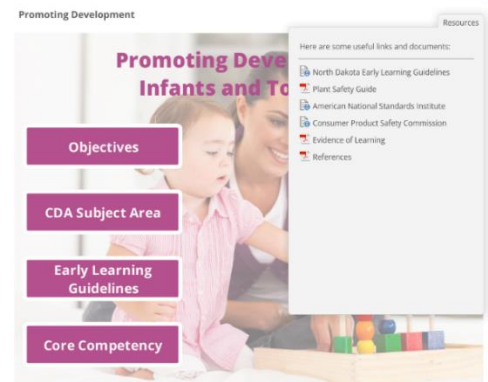


3. Click  for the e-Learning training event you wish to continue.

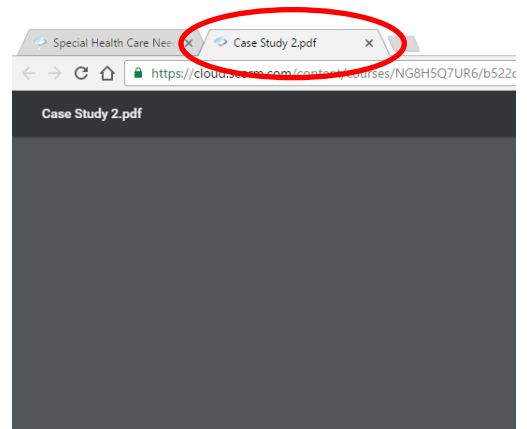
Clicking , will open the Interactive classroom. Show interactive events only

Event ID	Title	Completed	Credit	CEU	Type	Hours	Level	
13082	Getting Started				Early Childhood	15.00	Career Pathways 1	REGISTERED 
13083	Promoting Development: Infants and Toddlers				Infant	10.00	Career Pathways 1	REGISTERED 
13084	Safe Sleep and Reducing the Risk of SIDS				Infant	1.00	Registered - Not for Career Pathways Placement	REGISTERED 

4. If you have not already, download the **Evidence of Learning (EOL)** for your training to the device you are using. To do this, open the course and click on the **Resources** tab in the top right-hand corner. Click on the Evidence of Learning document.



5. The Evidence of Learning will open in a new tab in your web browser. Before you begin typing your answers, you must download and save the EOL to the device you are using. Follow the instructions to complete the EOL.
IMPORTANT! Once you have completed your EOL, save it to your device again. Your answers are not automatically saved.



6. Once you have downloaded and saved the EOL, click the "X" in the EOL tab, located at the top of your screen.



How to complete and submit an Evidence of Learning (EOL)


- When you click the "X", you will see this screen. Do **NOT** close out of the web browser.

...e/defaultui/deliver.jsp?preventRightClick=false&cc=&configuration=6LRVABHS7FQ54YVCHB5Q57O4EAU2NC5KIWF3TGNALLCHDQV2R2CTSV

Your course has been launched in a new window.

We launched your course in a new window but if you do not see it, a popup blocker may be preventing it from opening. Please disable popup blockers for this site.

- Your course window has been minimized and can be found at the bottom of your screen. Click on the icon of the web browser you are using and you will see the course window pop up. Click on the course window to maximize your screen and resume the online portion of the training.



- When the EOL is completed, click **+ Evidence** to upload your EOL into your Interactive Classroom.

Description

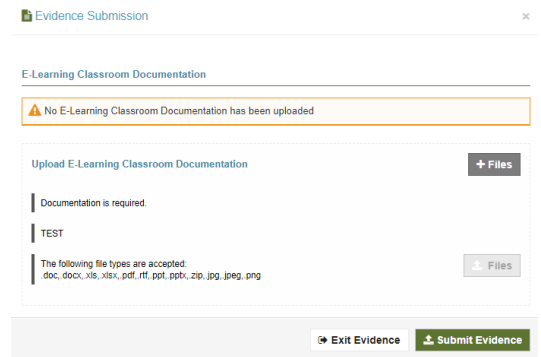
[Learn more about E-Learning](#)

COURSE ID: 108585

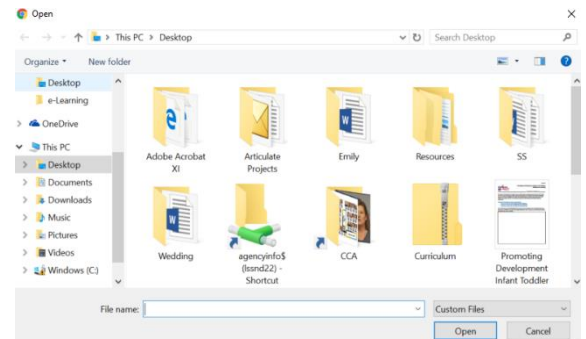
Children learn best in environments that are based on an understanding of child development, where they can have secure relationships with caring adults, and where they can play with and explore interesting materials. In this course, you will reflect on your environment and materials to understand how they support child development.

Done	Course Item	Date Completed	Score	Weight	
<input checked="" type="checkbox"/>	Promoting Development Infants and Toddlers	06/28/16	100%	50%	Preview
<input checked="" type="checkbox"/>	Evidence of Learning for Promoting Development: Infants and Toddlers	Incomplete	--	50%	+ Evidence

- Click **+ Files** to begin uploading your EOL.





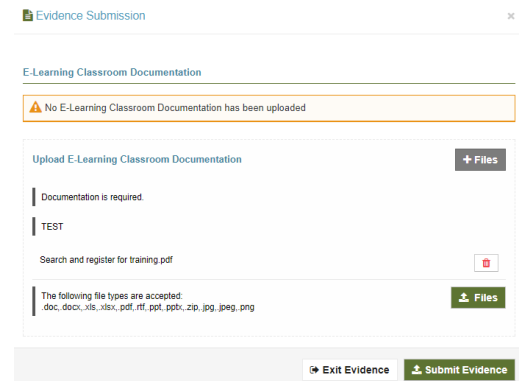
- Find and select your saved EOL file.





How to complete and submit an Evidence of Learning (EOL)

- Click  to upload your evidence into your interactive classroom.
Then, click  to complete the process of uploading your EOL.



- You will be asked to confirm that you are submitting your EOL. You can either choose to cancel or to submit your EOL.



Are you sure you want to submit evidence?

Once submitted, you will not be able to add or remove files!
Submitting will progress you forward through the course.

Cancel

Yes, submit it!

- Child Care Aware® will review your EOL and finalize your score within 10 business days. You will receive an email once your score has been finalized. Your final score and any feedback will be posted in your Interactive Classroom. If your EOL needs more work, you will have 10 business days to resubmit your updated EOL. If after two attempts your EOL is not satisfactory, you will need to re-register and complete the entire training event again. [Click here](#) to see how your EOL will be scored.