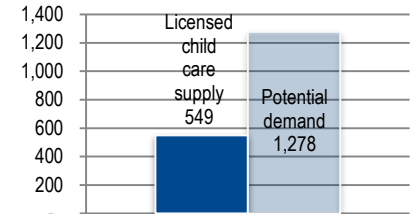


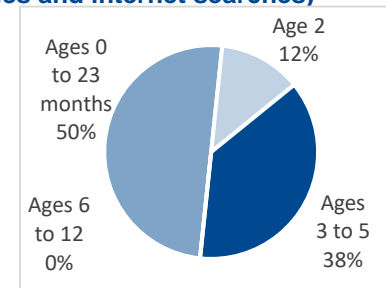
Children Potentially Needing Child Care

	0-2 yrs	3 yrs	4-5 yrs	6-12 yrs	Total
Children in County by Age ¹	363	111	241	854	1,569
% of Children Ages 0 to 5 with All Parents in the Labor Force ¹					75.5%
% of Children Ages 6 to 13 with All Parents in the Labor Force ¹					86.4%
Children Ages 0 to 5 potentially needing child care due to parents in workforce					540
Children Ages 6 to 12 potentially needing child care due to parents in workforce					738
Capacity of state-licensed child care programs (family, group, center, school-age ³)					549
Current Child Care Assistance Program Recipients Age 0-13 ¹					111
Percent to which supply meets potential demand					43%



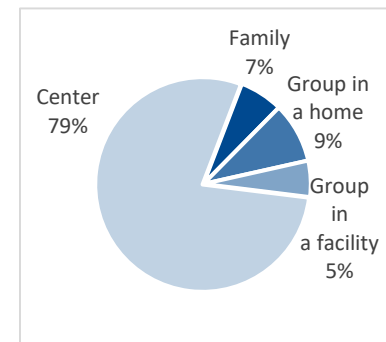
Referral Requests (July 2017 to June 2018, includes Child Care Aware® phone inquiries and internet searches)

Total children needing care as requested through Child Care Aware®	8
Ages 0 to 23 months	4
Age 2	1
Ages 3 to 5	3
Ages 6 to 12	-
Total children needing care before 7:00 a.m.	-
Total children needing care beyond 6:00 p.m.	-
Total children needing care Saturdays or Sundays	-



State-Licensed Early Childhood Program Type and Capacity² (2018)

	Family	Group in a home	Group in a facility	Center	Total
Number of Programs	4	4	1	4	13
Licensed Capacity	36	50	30	433	549
Reported Vacancies ⁴	1	0	16	49	66
Providers/Capacity Added	0/0	0/0	1/30	0/0	1/30
Providers/Capacity Lost	2/16	0/0	0/0	0/0	2/16
Programs open before 7:00 a.m.	0	0	0	3	3
Programs open after 6:00 p.m.	0	0	0	0	0
Programs open on Weekends	0	0	0	0	0
Reported Size of Workforce	5	4	3	61	73
State-licensed school-age programs ³	0		with a licensed capacity of		0



Annual Cost of State-Licensed Child Care²

Age of Child	Home-based Programs		Centers and Group Facilities	
	Average	Highest Rate	Average	Highest Rate
Ages 0 to 17 months	\$6,526	\$7,020	\$8,171	\$9,620
18 to 35 months	\$6,479	\$7,020	\$8,107	\$9,620
Ages 3 to 5	\$6,479	\$7,020	\$7,286	\$7,800
Ages 6 to 12 (Annual costs for school-age children vary greatly based on hours needed.)				

www.ndchildcare.org

¹ 2018 ND Kids Count Fact Book

² Child Care Aware® of North Dakota NACCRRAware Database (surveyed between January and June 2018)

³ School-age care numbers reflect programs licensed exclusively as before and after school programs under Early Childhood Services rules. Not all school-age programs are required to be licensed. In addition, many school-age children are enrolled in family/group programs and child care centers.

⁴ Vacancies change daily and may not match the location or program characteristics desired by families needing care. A 10% vacancy rate allows families some choice among programs.