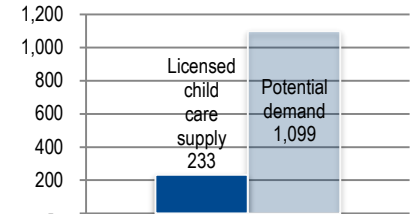


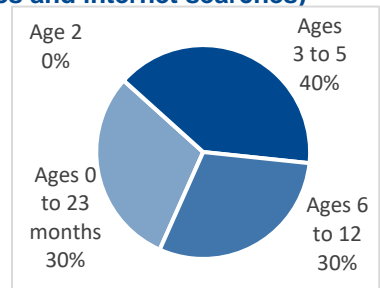
### Children Potentially Needing Child Care

	<u>0-2 yrs</u>	<u>3 yrs</u>	<u>4-5 yrs</u>	<u>6-12 yrs</u>	<u>Total</u>
Children in County by Age <sup>1</sup>	345	112	214	794	1,465
% of Children Ages 0 to 5 with All Parents in the Labor Force <sup>1</sup>					74.3%
% of Children Ages 6 to 13 with All Parents in the Labor Force <sup>1</sup>					75.7%
Children Ages 0 to 5 potentially needing child care due to parents in workforce					498
Children Ages 6 to 12 potentially needing child care due to parents in workforce					601
Capacity of state-licensed child care programs (family, group, center, school-age <sup>3</sup> )					233
Current Child Care Assistance Program Recipients Age 0-13 <sup>1</sup>					13
Percent to which supply meets potential demand					21%



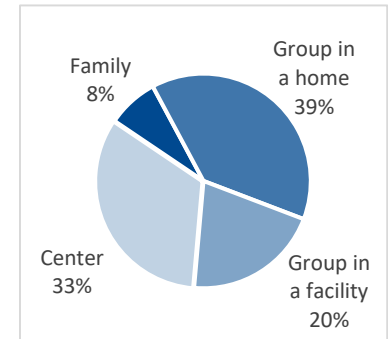
### Referral Requests (July 2017 to June 2018, includes Child Care Aware® phone inquiries and internet searches)

Total children needing care as requested through Child Care Aware®	10
Ages 0 to 23 months	3
Age 2	-
Ages 3 to 5	4
Ages 6 to 12	3
Total children needing care before 7:00 a.m.	-
Total children needing care beyond 6:00 p.m.	-
Total children needing care Saturdays or Sundays	-



### State-Licensed Early Childhood Program Type and Capacity<sup>2</sup> (2018)

	<u>Family</u>	<u>Group in a home</u>	<u>Group in a facility</u>	<u>Center</u>	<u>Total</u>
Number of Programs	2	5	2	1	10
Licensed Capacity	18	90	48	77	233
Reported Vacancies <sup>4</sup>	0	0	8	10	18
Providers/Capacity Added	0/0	0/0	1/19	0/0	1/19
Providers/Capacity Lost	2/18	1/20	0/0	0/0	3/38
Programs open before 7:00 a.m.	2	4	0	1	7
Programs open after 6:00 p.m.	0	1	0	1	2
Programs open on Weekends	0	0	0	0	0
Reported Size of Workforce	2	7	5	16	30
State-licensed school-age programs <sup>3</sup>	0		with a licensed capacity of		0



### Annual Cost of State-Licensed Child Care<sup>2</sup>

<u>Age of Child</u>	<u>Home-based Programs</u>		<u>Centers and Group Facilities<sup>5</sup></u>	
	<u>Average</u>	<u>Highest Rate</u>	<u>Average</u>	<u>Highest Rate</u>
Ages 0 to 17 months	\$8,171	\$9,620	\$7,979	\$10,400
18 to 35 months	\$8,171	\$9,620	\$7,685	\$10,400
Ages 3 to 5	\$8,171	\$9,620	\$7,460	\$10,400

Ages 6 to 12 (Annual costs for school-age children vary greatly based on hours needed.)

[www.ndchildcare.org](http://www.ndchildcare.org)

<sup>1</sup> 2018 ND Kids Count Fact Book

<sup>2</sup> Child Care Aware® of North Dakota NACCRRAware Database (surveyed between January and June 2018)

<sup>3</sup> School-age care numbers reflect programs licensed exclusively as before and after school programs under Early Childhood Services rules. Not all school-age programs are required to be licensed. In addition, many school-age children are enrolled in family/group programs and child care centers.

<sup>4</sup> Vacancies change daily and may not match the location or program characteristics desired by families needing care. A 10% vacancy rate allows families some choice among programs.

<sup>5</sup> Due to the limited number of programs, rates reflect a regional average